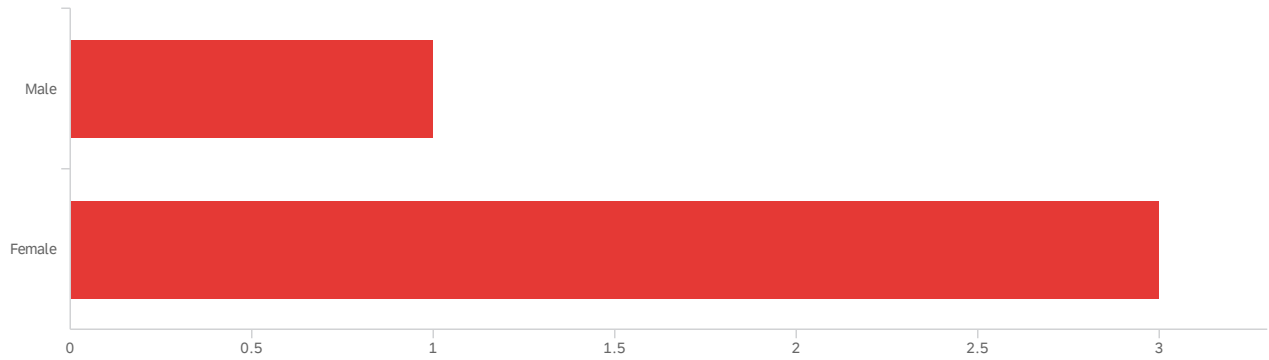


Default Report

School Counseling Exit Survey Spring 2023

May 9, 2023 7:15 AM MDT

Q1 - What is your gender



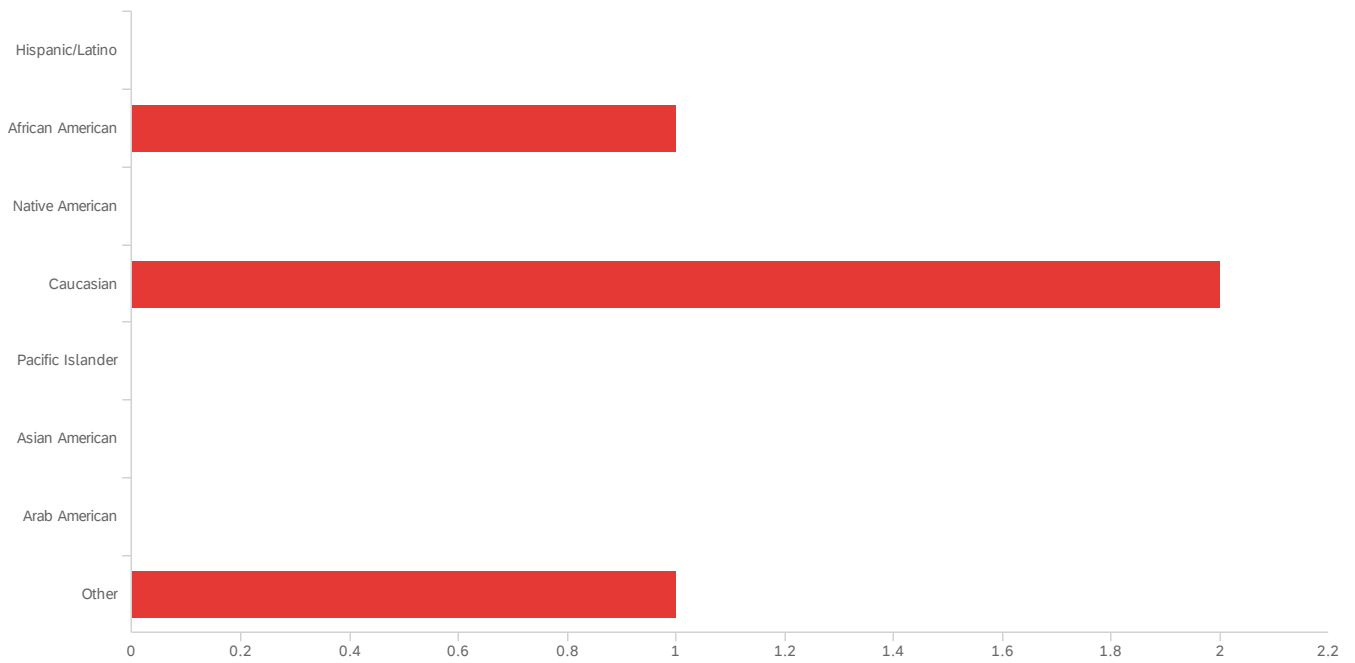
#	Field	Minimum	Maximum	Mean	Std Deviation	Variance	Count
1	What is your gender	1.00	2.00	1.75	0.43	0.19	4

#	Field	Choice Count
1	Male	25.00% 1
2	Female	75.00% 3

4

Showing rows 1 - 3 of 3

Q2 - What is your race/ethnicity

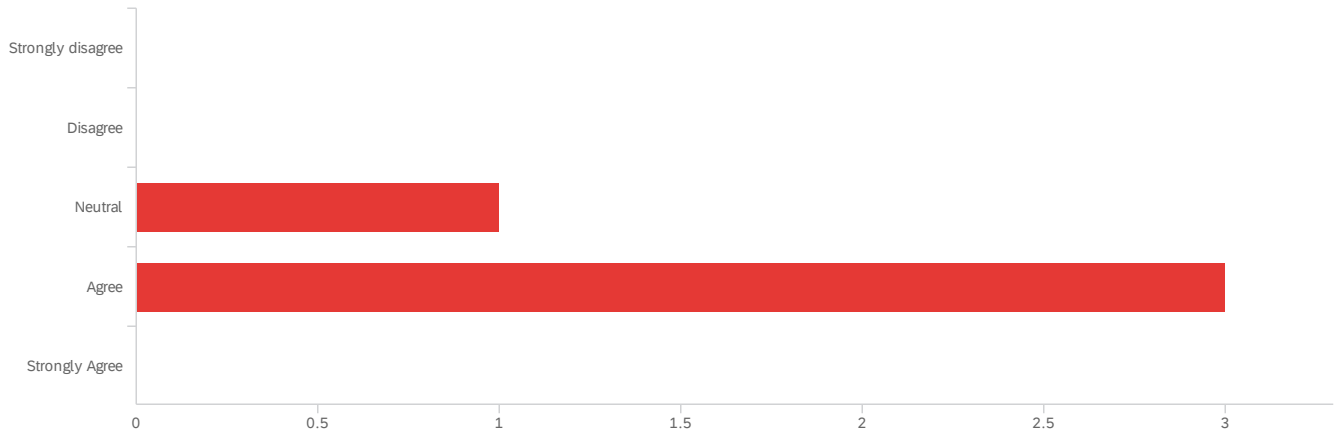


#	Field	Minimum	Maximum	Mean	Std Deviation	Variance	Count
1	What is your race/ethnicity	2.00	8.00	4.50	2.18	4.75	4

#	Field	Choice Count
1	Hispanic/Latino	0.00% 0
2	African American	25.00% 1
3	Native American	0.00% 0
4	Caucasian	50.00% 2
5	Pacific Islander	0.00% 0
6	Asian American	0.00% 0
7	Arab American	0.00% 0
8	Other	25.00% 1

4

Q4 - Instruction I received adequately prepared me for satisfactorily managing legal, ethical, and professional development issues associated with school counseling.

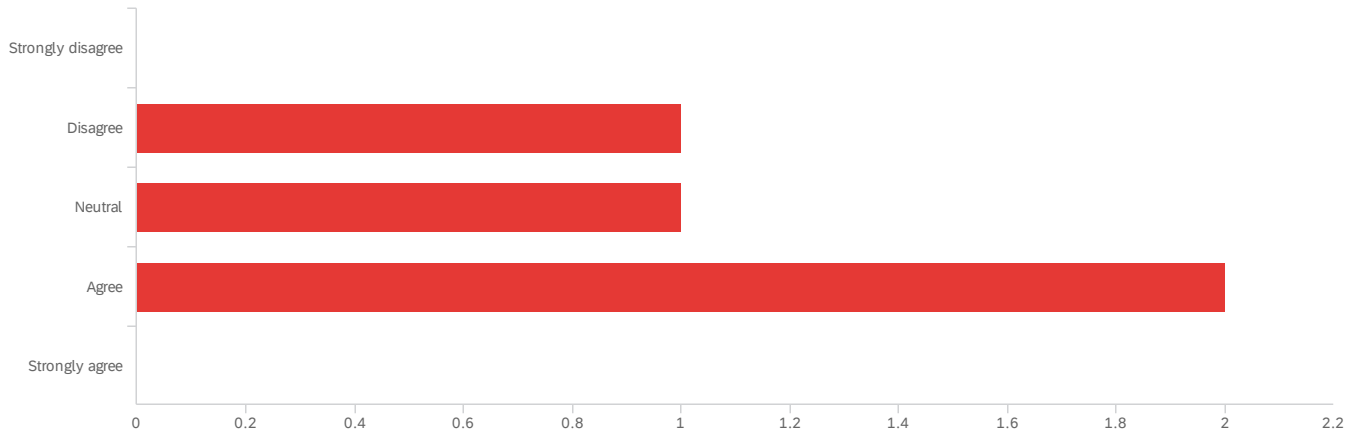


#	Field	Minimum	Maximum	Mean	Std Deviation	Variance	Count
1	Instruction I received adequately prepared me for satisfactorily managing legal, ethical, and professional development issues associated with school counseling.	3.00	4.00	3.75	0.43	0.19	4

#	Field	Choice Count
1	Strongly disagree	0.00% 0
2	Disagree	0.00% 0
3	Neutral	25.00% 1
4	Agree	75.00% 3
5	Strongly Agree	0.00% 0
		4

Showing rows 1 - 6 of 6

Q5 - Instruction I received adequately prepared me for working effectively with students from diverse backgrounds, (e.g., differences in race, socioeconomic class, culture and gender).

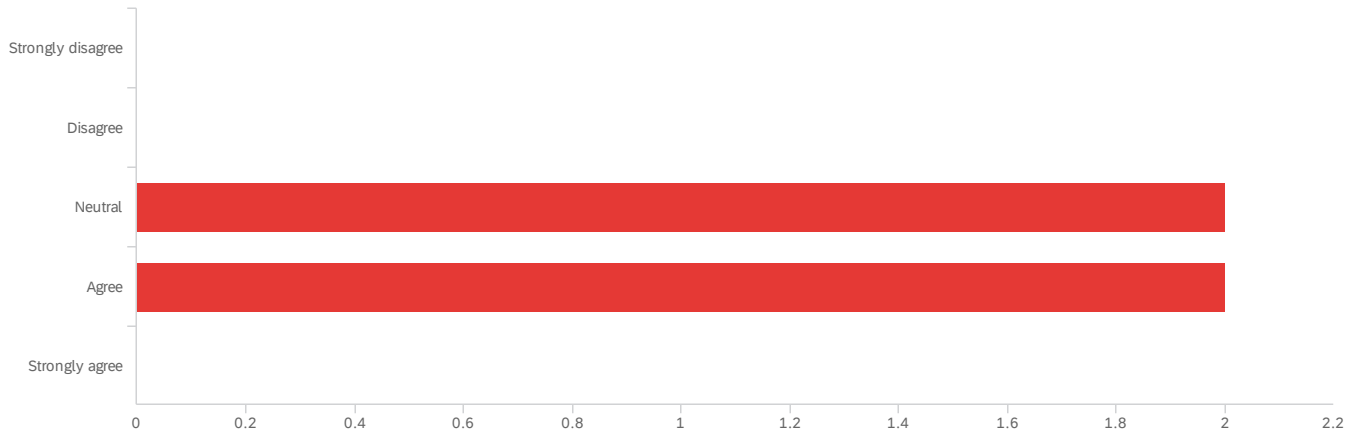


#	Field	Minimum	Maximum	Mean	Std Deviation	Variance	Count
1	Instruction I received adequately prepared me for working effectively with students from diverse backgrounds, (e.g., differences in race, socioeconomic class, culture and gender).	2.00	4.00	3.25	0.83	0.69	4

#	Field	Choice Count
1	Strongly disagree	0.00% 0
2	Disagree	25.00% 1
3	Neutral	25.00% 1
4	Agree	50.00% 2
5	Strongly agree	0.00% 0
		4

Showing rows 1 - 6 of 6

Q6 - Instruction I received adequately prepared me to identify and work effectively with personality and developmental issues of students.

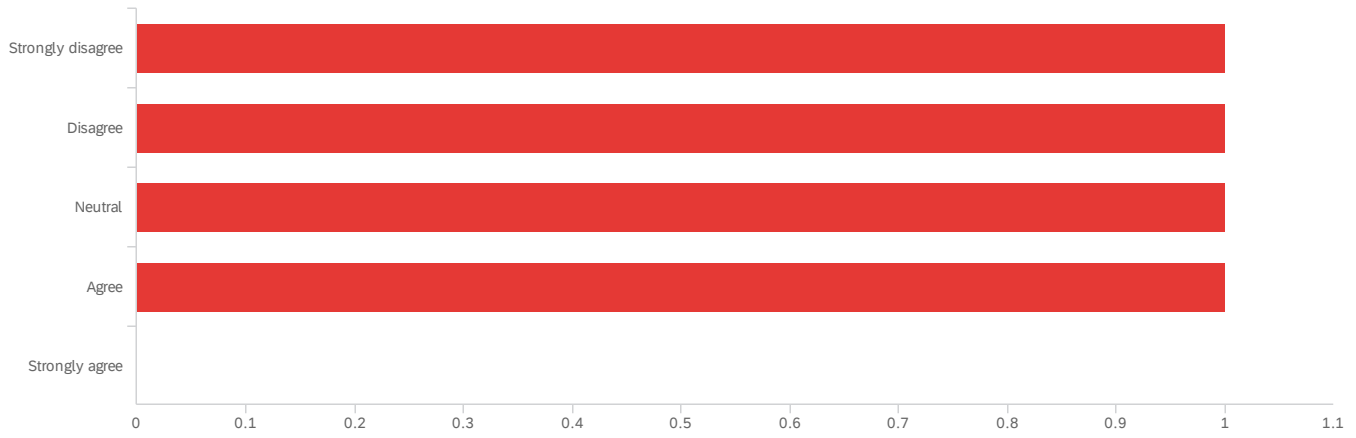


#	Field	Minimum	Maximum	Mean	Std Deviation	Variance	Count
1	Instruction I received adequately prepared me to identify and work effectively with personality and developmental issues of students.	3.00	4.00	3.50	0.50	0.25	4

#	Field	Choice Count
1	Strongly disagree	0.00% 0
2	Disagree	0.00% 0
3	Neutral	50.00% 2
4	Agree	50.00% 2
5	Strongly agree	0.00% 0
		4

Showing rows 1 - 6 of 6

Q7 - Instruction provided the necessary knowledge for me to conduct effective career counseling with students.

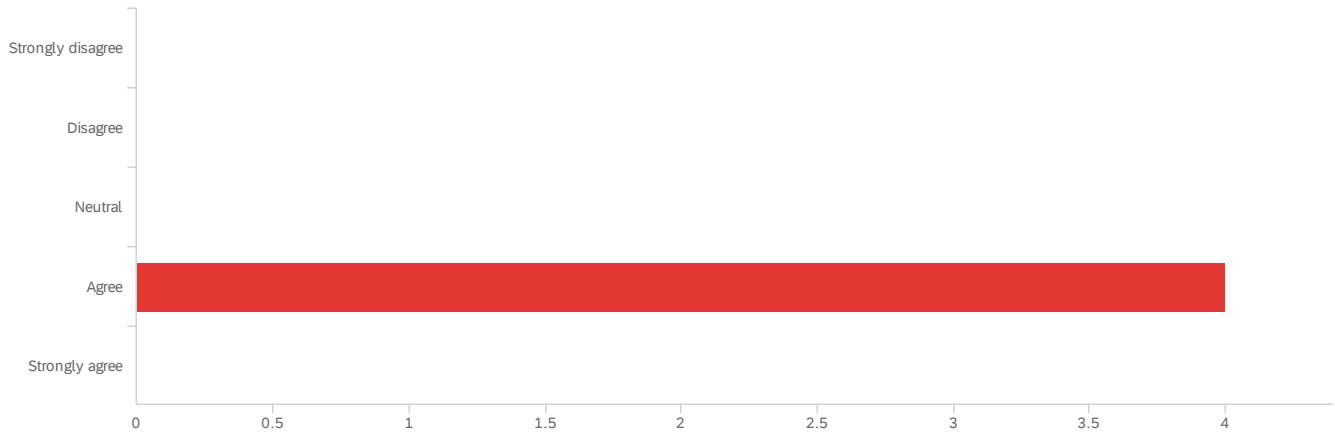


#	Field	Minimum	Maximum	Mean	Std Deviation	Variance	Count
1	Instruction provided the necessary knowledge for me to conduct effective career counseling with students.	1.00	4.00	2.50	1.12	1.25	4

#	Field	Choice Count
1	Strongly disagree	25.00% 1
2	Disagree	25.00% 1
3	Neutral	25.00% 1
4	Agree	25.00% 1
5	Strongly agree	0.00% 0
		4

Showing rows 1 - 6 of 6

Q8 - Instruction I received adequately familiarized me with the basic group counseling theories, dynamics, and principals, as well as developing group leadership skills to facilitate task, psychoeducational, and small group counseling.

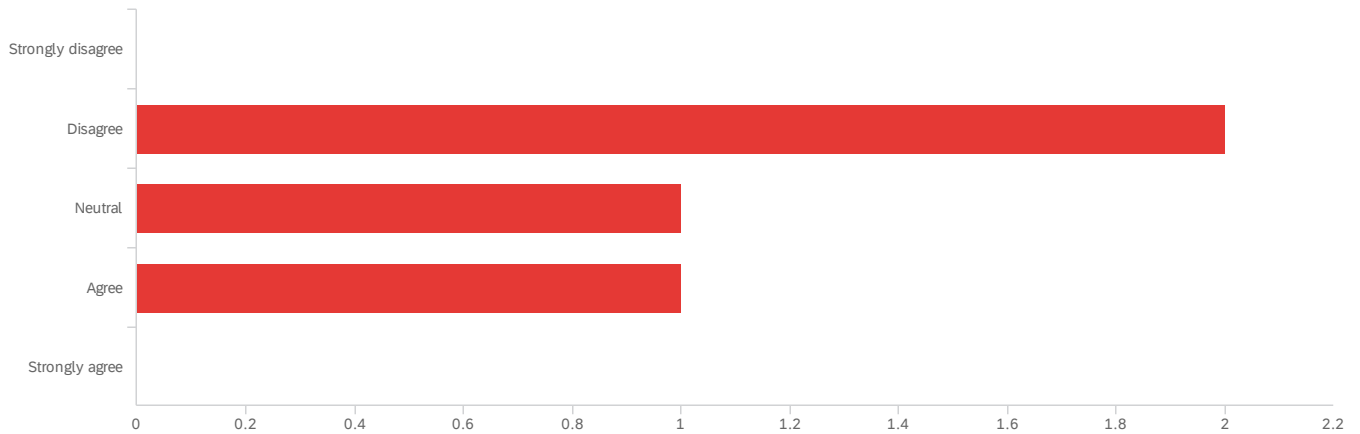


#	Field	Minimum	Maximum	Mean	Std Deviation	Variance	Count
1	Instruction I received adequately familiarized me with the basic group counseling theories, dynamics, and principals, as well as developing group leadership skills to facilitate task, psychoeducational, and small group counseling.	4.00	4.00	4.00	0.00	0.00	4

#	Field	Choice Count
1	Strongly disagree	0.00% 0
2	Disagree	0.00% 0
3	Neutral	0.00% 0
4	Agree	100.00% 4
5	Strongly agree	0.00% 0
		4

Showing rows 1 - 6 of 6

Q9 - Instruction I received adequately familiarized me with student services at the elementary, middle, and secondary school levels, and the administration and coordination of student services and guidance programs from both a developmental and comprehensive framework.

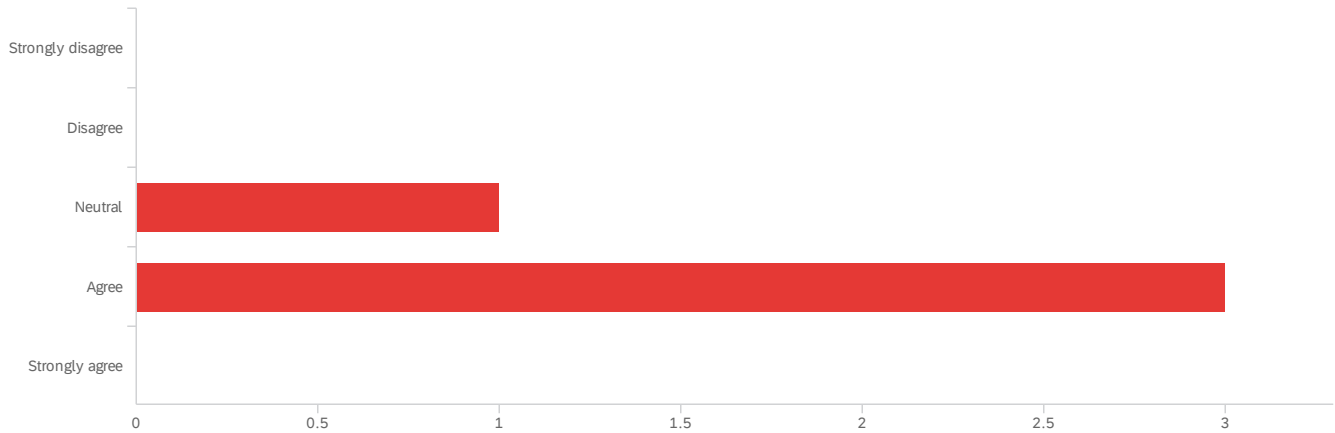


#	Field	Minimum	Maximum	Mean	Std Deviation	Variance	Count
1	Instruction I received adequately familiarized me with student services at the elementary, middle, and secondary school levels, and the administration and coordination of student services and guidance programs from both a developmental and comprehensive framework.	2.00	4.00	2.75	0.83	0.69	4

#	Field	Choice Count
1	Strongly disagree	0.00% 0
2	Disagree	50.00% 2
3	Neutral	25.00% 1
4	Agree	25.00% 1
5	Strongly agree	0.00% 0
		4

Showing rows 1 - 6 of 6

Q10 - Instruction I received assisted my understanding and ability to conceptualize and execute in-depth consultation techniques for helping students change maladaptive behaviors and facilitate learning.

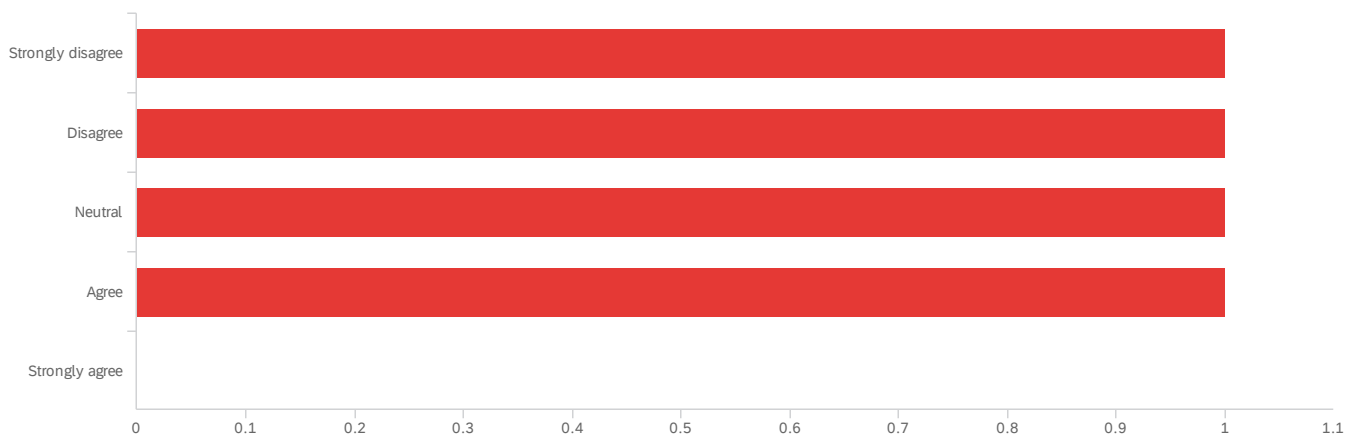


#	Field	Minimum	Maximum	Mean	Std Deviation	Variance	Count
1	Instruction I received assisted my understanding and ability to conceptualize and execute in-depth consultation techniques for helping students change maladaptive behaviors and facilitate learning.	3.00	4.00	3.75	0.43	0.19	4

#	Field	Choice Count
1	Strongly disagree	0.00% 0
2	Disagree	0.00% 0
3	Neutral	25.00% 1
4	Agree	75.00% 3
5	Strongly agree	0.00% 0
		4

Showing rows 1 - 6 of 6

Q11 - Instruction I received familiarized me with tools to use when working with families, and effective ways to include family members as active contributors in their children's education and overall well being. In addition, the course work adequately prepared me to examine classroom management and organization, and instructional activities for promoting learning.



#	Field	Minimum	Maximum	Mean	Std Deviation	Variance	Count
1	Instruction I received familiarized me with tools to use when working with families, and effective ways to include family members as active contributors in their children's education and overall well being. In addition, the course work adequately prepared me to examine classroom management and organization, and instructional activities for promoting learning.	1.00	4.00	2.50	1.12	1.25	4

#	Field	Choice Count
1	Strongly disagree	25.00% 1
2	Disagree	25.00% 1
3	Neutral	25.00% 1
4	Agree	25.00% 1
5	Strongly agree	0.00% 0

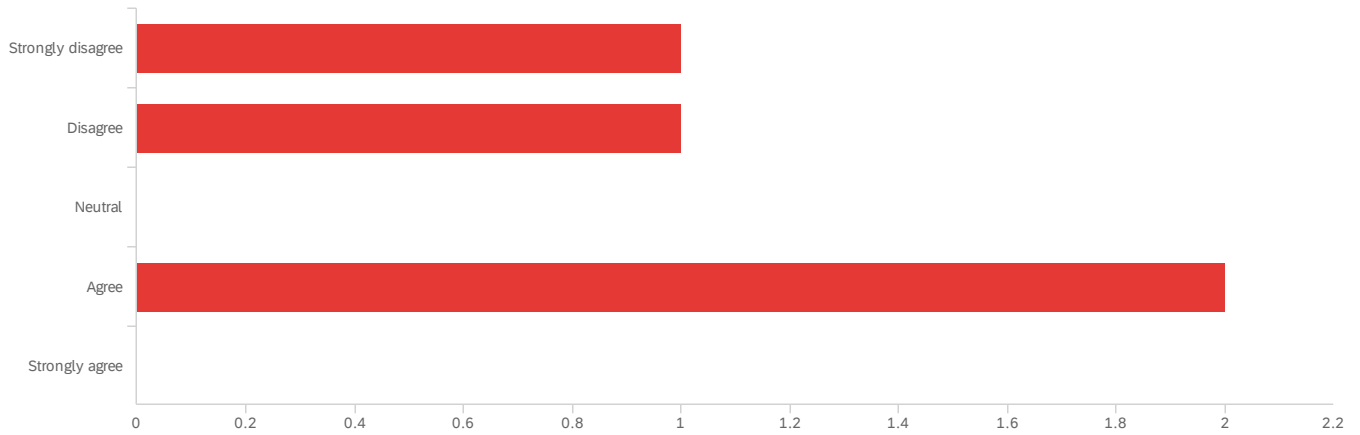
Field

Choice
Count

4

Showing rows 1 - 6 of 6

Q12 - Instruction I received in appraisal was sufficient for understanding the importance of test reliability and validity and how to select administer and interpret assessment instruments for students.

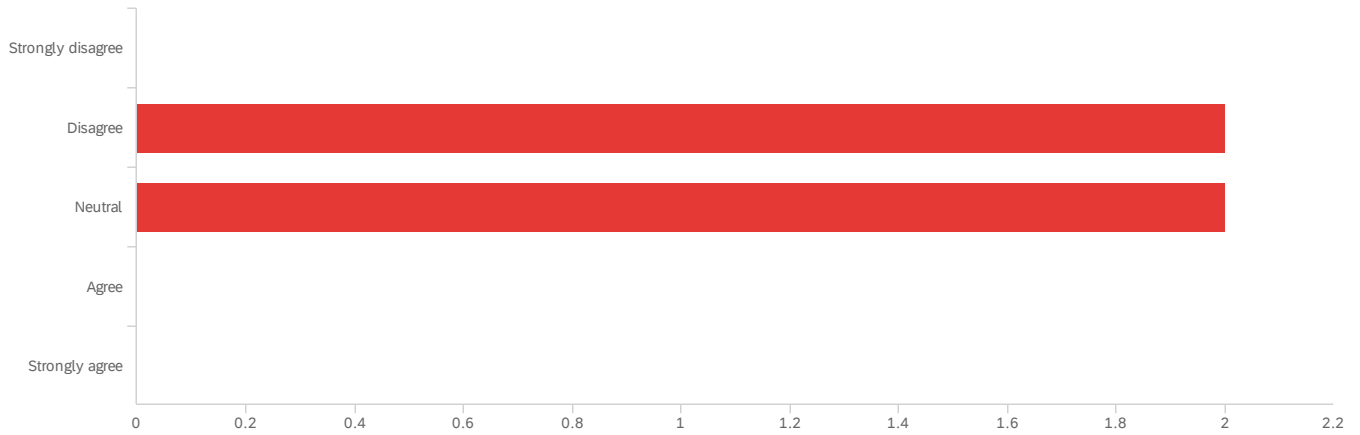


#	Field	Minimum	Maximum	Mean	Std Deviation	Variance	Count
1	Instruction I received in appraisal was sufficient for understanding the importance of test reliability and validity and how to select administer and interpret assessment instruments for students.	1.00	4.00	2.75	1.30	1.69	4

#	Field	Choice Count
1	Strongly disagree	25.00% 1
2	Disagree	25.00% 1
3	Neutral	0.00% 0
4	Agree	50.00% 2
5	Strongly agree	0.00% 0
		4

Showing rows 1 - 6 of 6

Q13 - Instruction I received adequately familiarized me with the use of technology and statistical methods in counseling (e.g., qualitative, quantitative, single case design) for conducting counseling research and program evaluation.

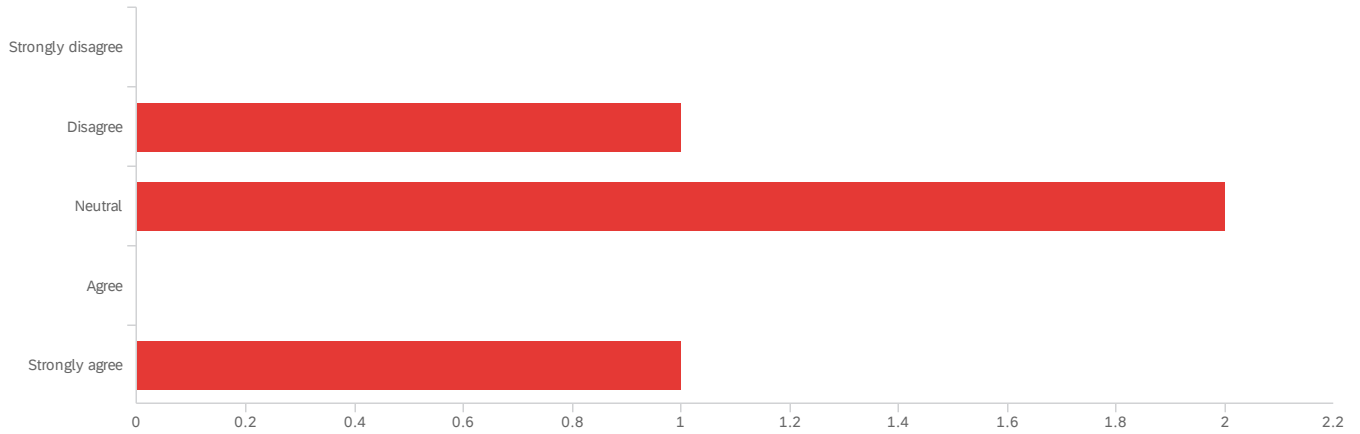


#	Field	Minimum	Maximum	Mean	Std Deviation	Variance	Count
1	Instruction I received adequately familiarized me with the use of technology and statistical methods in counseling (e.g., qualitative, quantitative, single case design) for conducting counseling research and program evaluation.	2.00	3.00	2.50	0.50	0.25	4

#	Field	Choice Count
1	Strongly disagree	0.00% 0
2	Disagree	50.00% 2
3	Neutral	50.00% 2
4	Agree	0.00% 0
5	Strongly agree	0.00% 0
		4

Showing rows 1 - 6 of 6

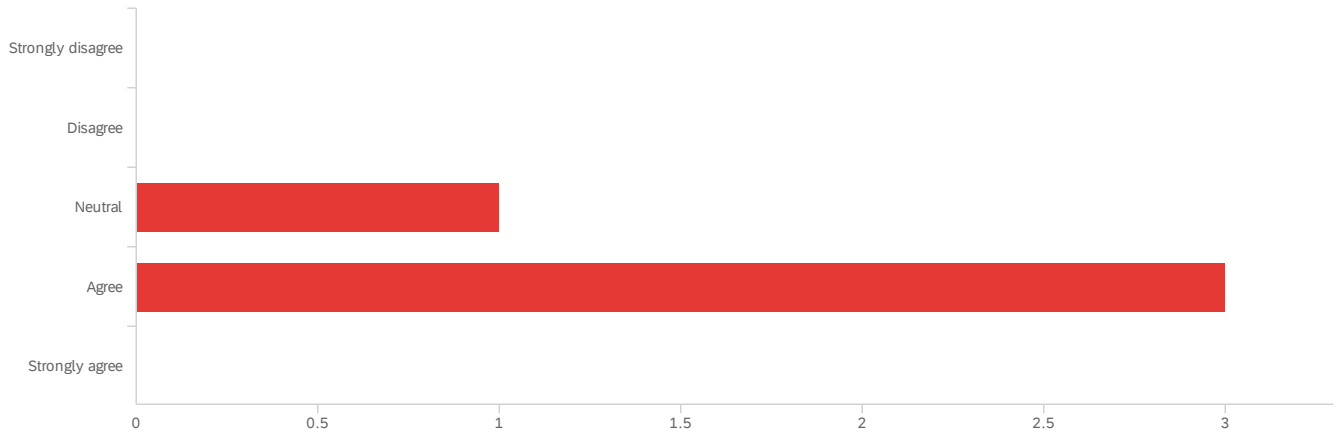
Q14 - Instruction I received adequately familiarized me with understanding the history of public education and school counseling, current issues facing school counselors working with Pre-K through 12th school programs, and the school counselor as a social advocate and user of data to increase student achievement.



#	Field	Minimum	Maximum	Mean	Std Deviation	Variance	Count
1	Instruction I received adequately familiarized me with understanding the history of public education and school counseling, current issues facing school counselors working with Pre-K through 12th school programs, and the school counselor as a social advocate and user of data to increase student achievement.	2.00	5.00	3.25	1.09	1.19	4

#	Field	Choice Count
1	Strongly disagree	0.00% 0
2	Disagree	25.00% 1
3	Neutral	50.00% 2
4	Agree	0.00% 0
5	Strongly agree	25.00% 1
		4

Q15 - Instruction I received adequately familiarized me with the basic counseling theories and fundamental counseling mechanics, including but not limited to empathy, reflective listening, and paraphrasing.

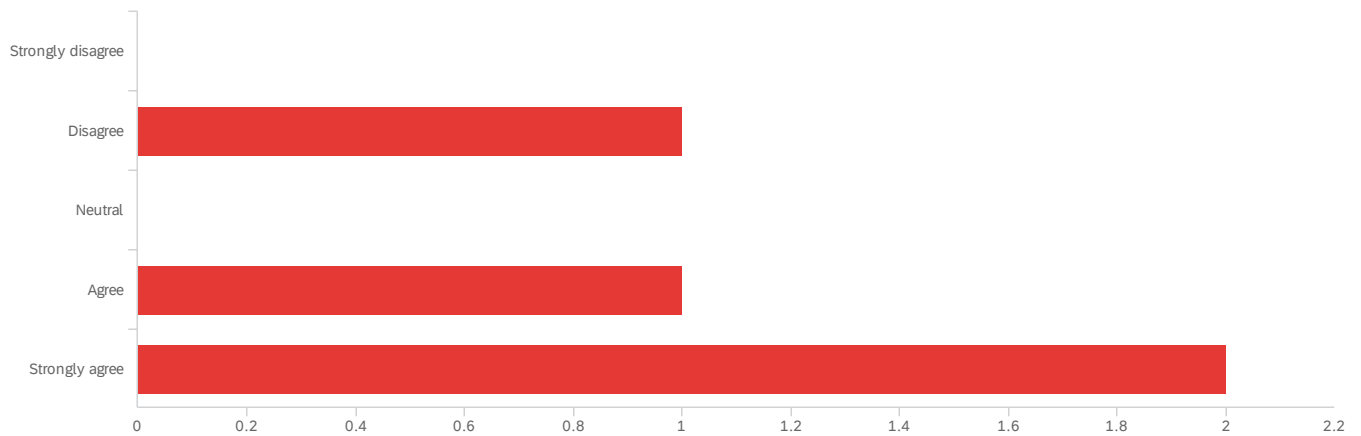


#	Field	Minimum	Maximum	Mean	Std Deviation	Variance	Count
1	Instruction I received adequately familiarized me with the basic counseling theories and fundamental counseling mechanics, including but not limited to empathy, reflective listening, and paraphrasing.	3.00	4.00	3.75	0.43	0.19	4

#	Field	Choice Count
1	Strongly disagree	0.00% 0
2	Disagree	0.00% 0
3	Neutral	25.00% 1
4	Agree	75.00% 3
5	Strongly agree	0.00% 0
		4

Showing rows 1 - 6 of 6

Q18 - Individual, small group work, and/or classroom guidance.

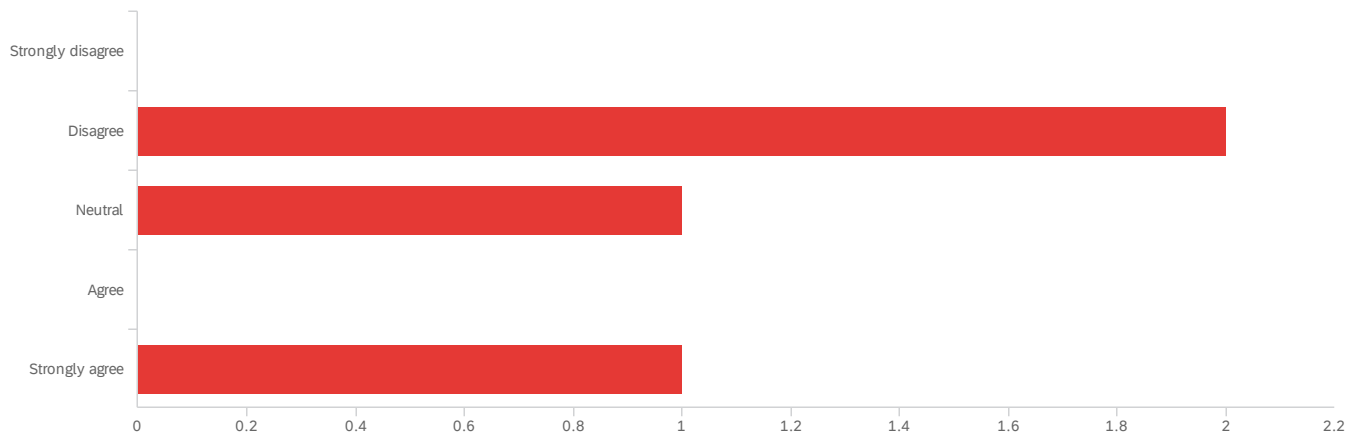


#	Field	Minimum	Maximum	Mean	Std Deviation	Variance	Count
1	Individual, small group work, and/or classroom guidance.	2.00	5.00	4.00	1.22	1.50	4

#	Field	Choice Count
1	Strongly disagree	0.00% 0
2	Disagree	25.00% 1
3	Neutral	0.00% 0
4	Agree	25.00% 1
5	Strongly agree	50.00% 2
		4

Showing rows 1 - 6 of 6

Q19 - Career and academic advising.

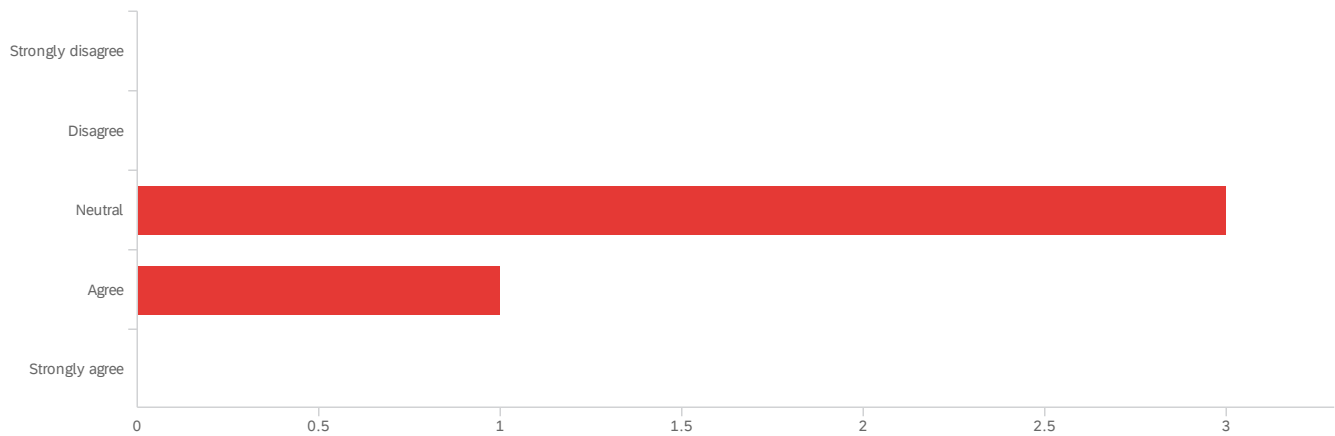


#	Field	Minimum	Maximum	Mean	Std Deviation	Variance	Count
1	Career and academic advising.	2.00	5.00	3.00	1.22	1.50	4

#	Field	Choice Count
1	Strongly disagree	0.00% 0
2	Disagree	50.00% 2
3	Neutral	25.00% 1
4	Agree	0.00% 0
5	Strongly agree	25.00% 1
		4

Showing rows 1 - 6 of 6

Q20 - A data driven guidance program.

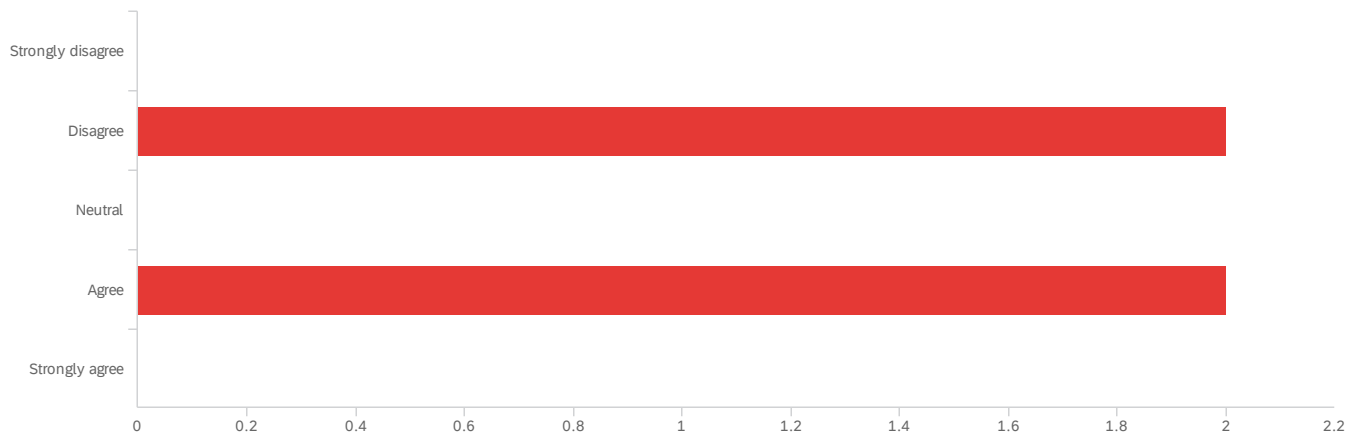


#	Field	Minimum	Maximum	Mean	Std Deviation	Variance	Count
1	A data driven guidance program.	3.00	4.00	3.25	0.43	0.19	4

#	Field	Choice Count
1	Strongly disagree	0.00% 0
2	Disagree	0.00% 0
3	Neutral	75.00% 3
4	Agree	25.00% 1
5	Strongly agree	0.00% 0
		4

Showing rows 1 - 6 of 6

Q21 - Referral and use of community resources.

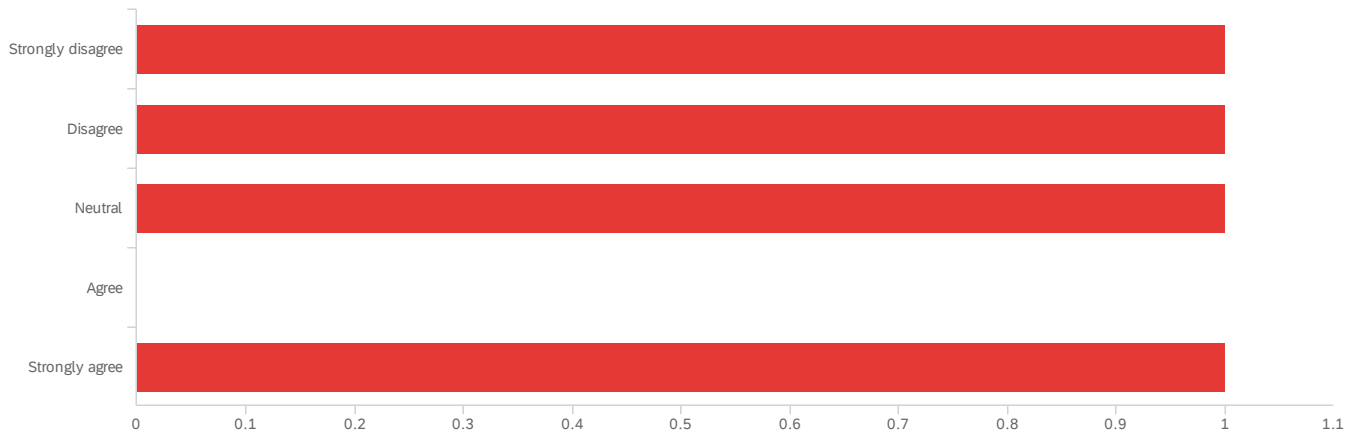


#	Field	Minimum	Maximum	Mean	Std Deviation	Variance	Count
1	Referral and use of community resources.	2.00	4.00	3.00	1.00	1.00	4

#	Field	Choice Count
1	Strongly disagree	0.00% 0
2	Disagree	50.00% 2
3	Neutral	0.00% 0
4	Agree	50.00% 2
5	Strongly agree	0.00% 0
		4

Showing rows 1 - 6 of 6

Q22 - Record keeping and other paperwork.

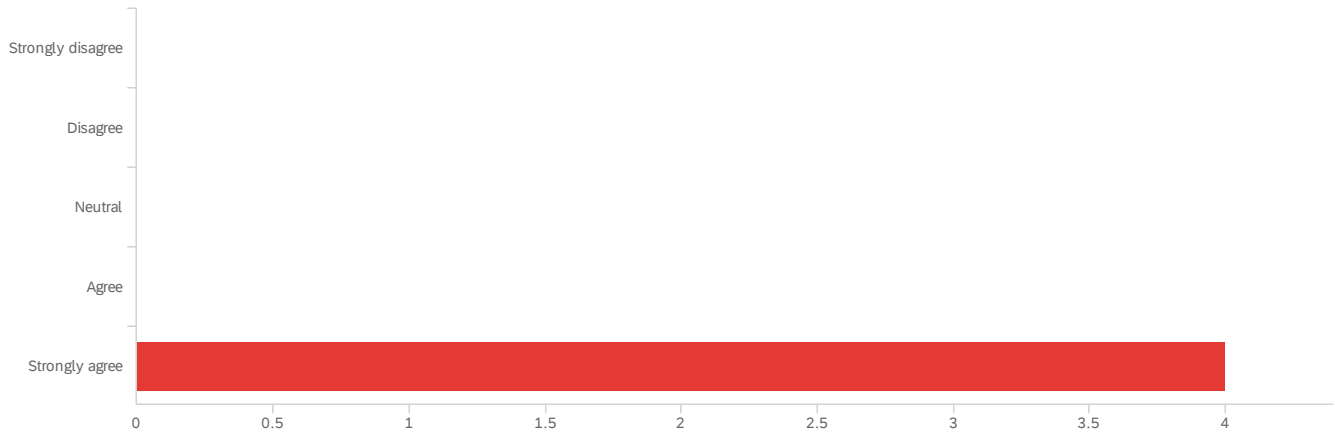


#	Field	Minimum	Maximum	Mean	Std Deviation	Variance	Count
1	Record keeping and other paperwork.	1.00	5.00	2.75	1.48	2.19	4

#	Field	Choice Count
1	Strongly disagree	25.00% 1
2	Disagree	25.00% 1
3	Neutral	25.00% 1
4	Agree	0.00% 0
5	Strongly agree	25.00% 1
		4

Showing rows 1 - 6 of 6

Q23 - My on-site internship supervisor met with me regularly and provided feedback and guidance that helped me become a more effective school counselor.

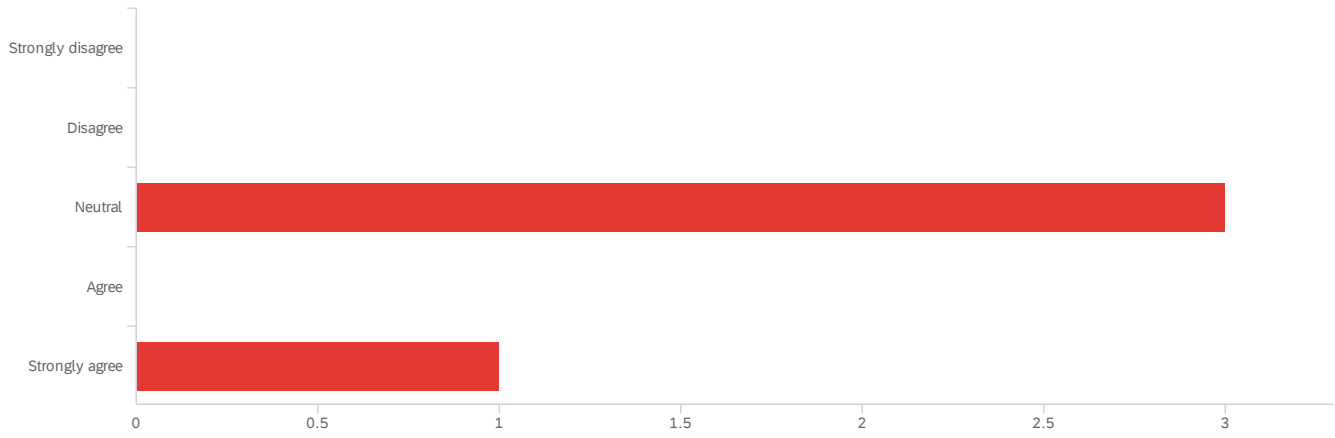


#	Field	Minimum	Maximum	Mean	Std Deviation	Variance	Count
1	My on-site internship supervisor met with me regularly and provided feedback and guidance that helped me become a more effective school counselor.	5.00	5.00	5.00	0.00	0.00	4

#	Field	Choice Count
1	Strongly disagree	0.00% 0
2	Disagree	0.00% 0
3	Neutral	0.00% 0
4	Agree	0.00% 0
5	Strongly agree	100.00% 4
		4

Showing rows 1 - 6 of 6

Q24 - My University supervisor provided feedback and guidance that helped me become a more effective school counselor.

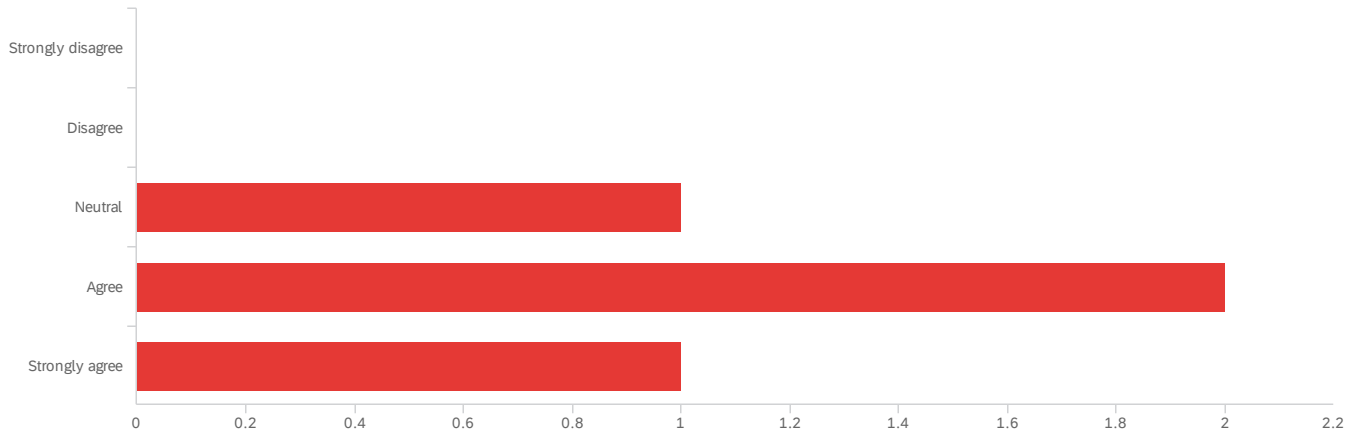


#	Field	Minimum	Maximum	Mean	Std Deviation	Variance	Count
1	My University supervisor provided feedback and guidance that helped me become a more effective school counselor.	3.00	5.00	3.50	0.87	0.75	4

#	Field	Choice Count
1	Strongly disagree	0.00% 0
2	Disagree	0.00% 0
3	Neutral	75.00% 3
4	Agree	0.00% 0
5	Strongly agree	25.00% 1
		4

Showing rows 1 - 6 of 6

Q25 - Overall, I am satisfied my practicum and internship experiences prepared me for working as a school counselor.

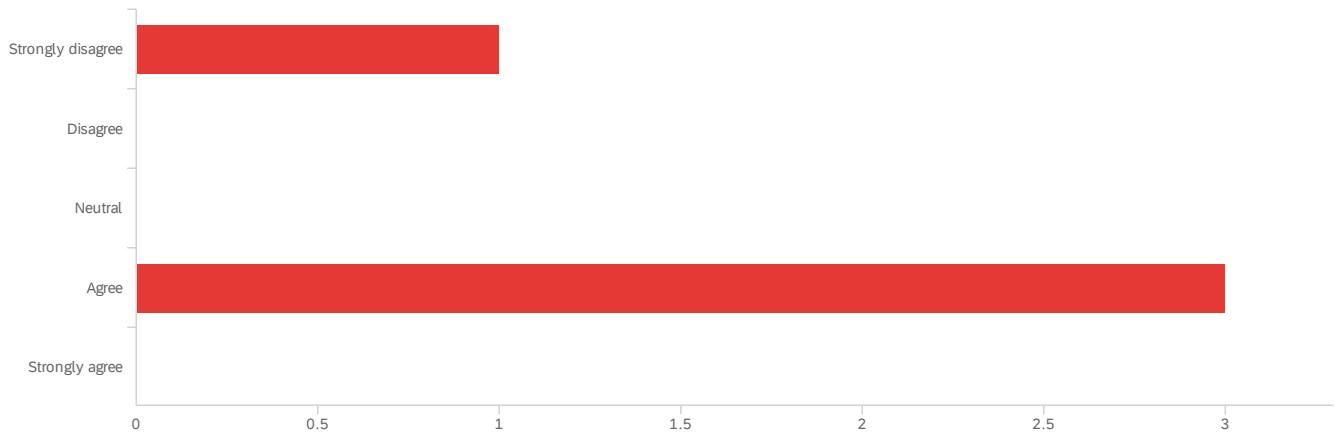


#	Field	Minimum	Maximum	Mean	Std Deviation	Variance	Count
1	Overall, I am satisfied my practicum and internship experiences prepared me for working as a school counselor.	3.00	5.00	4.00	0.71	0.50	4

#	Field	Choice Count
1	Strongly disagree	0.00% 0
2	Disagree	0.00% 0
3	Neutral	25.00% 1
4	Agree	50.00% 2
5	Strongly agree	25.00% 1
		4

Showing rows 1 - 6 of 6

Q25 - My advisor kept office hours and appointments.

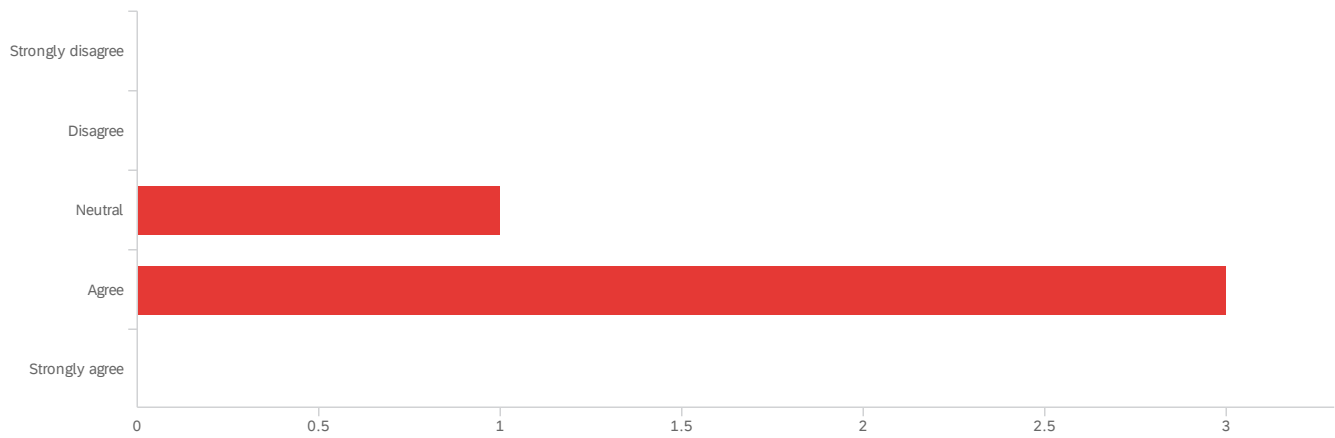


#	Field	Minimum	Maximum	Mean	Std Deviation	Variance	Count
1	My advisor kept office hours and appointments.	1.00	4.00	3.25	1.30	1.69	4

#	Field	Choice Count
1	Strongly disagree	25.00% 1
2	Disagree	0.00% 0
3	Neutral	0.00% 0
4	Agree	75.00% 3
5	Strongly agree	0.00% 0
		4

Showing rows 1 - 6 of 6

Q26 - My advisor returned calls/emails promptly.

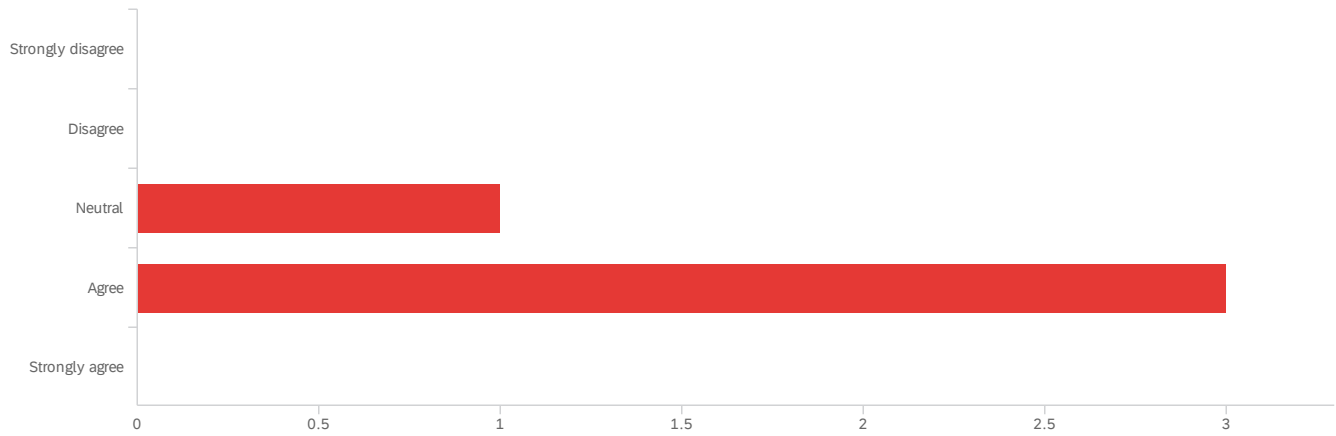


#	Field	Minimum	Maximum	Mean	Std Deviation	Variance	Count
1	My advisor returned calls/emails promptly.	3.00	4.00	3.75	0.43	0.19	4

#	Field	Choice Count
1	Strongly disagree	0.00% 0
2	Disagree	0.00% 0
3	Neutral	25.00% 1
4	Agree	75.00% 3
5	Strongly agree	0.00% 0
		4

Showing rows 1 - 6 of 6

Q27 - My advisor returned emails promptly.

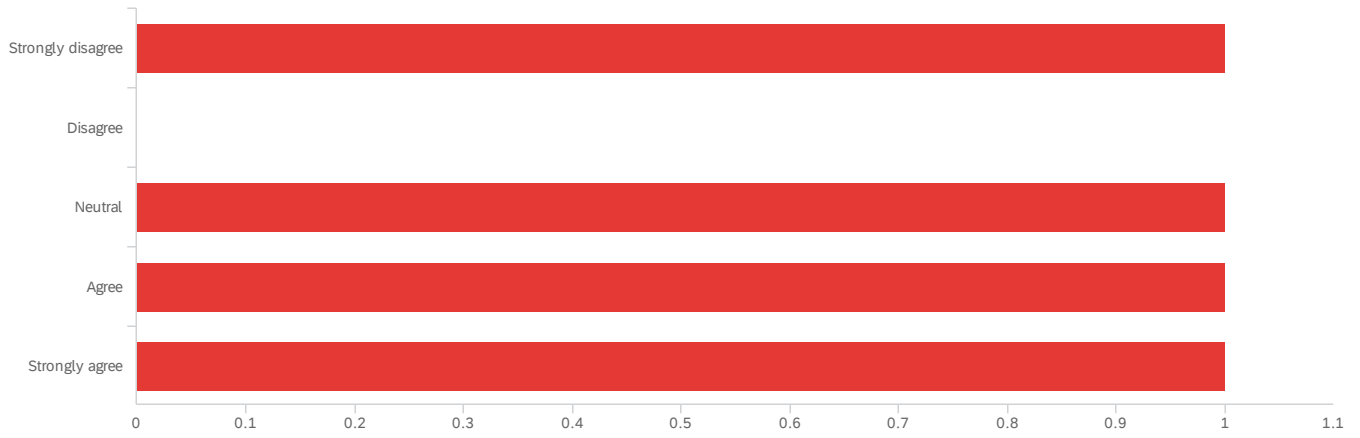


#	Field	Minimum	Maximum	Mean	Std Deviation	Variance	Count
1	My advisor returned emails promptly.	3.00	4.00	3.75	0.43	0.19	4

#	Field	Choice Count
1	Strongly disagree	0.00% 0
2	Disagree	0.00% 0
3	Neutral	25.00% 1
4	Agree	75.00% 3
5	Strongly agree	0.00% 0
		4

Showing rows 1 - 6 of 6

Q28 - My advisor was knowledgeable of academic policies and curricular and graduation requirements.

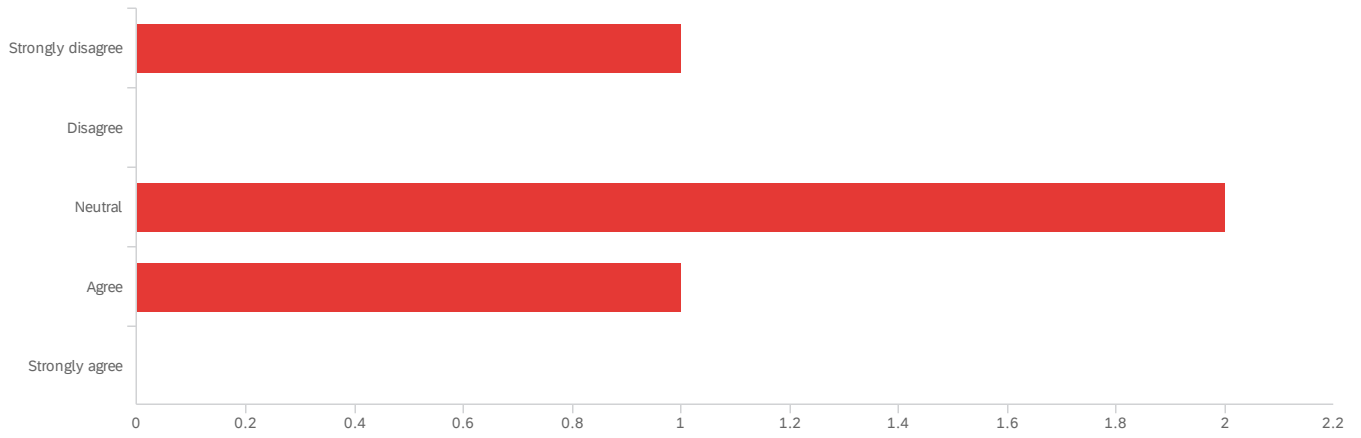


#	Field	Minimum	Maximum	Mean	Std Deviation	Variance	Count
1	My advisor was knowledgeable of academic policies and curricular and graduation requirements.	1.00	5.00	3.25	1.48	2.19	4

#	Field	Choice Count
1	Strongly disagree	25.00% 1
2	Disagree	0.00% 0
3	Neutral	25.00% 1
4	Agree	25.00% 1
5	Strongly agree	25.00% 1
		4

Showing rows 1 - 6 of 6

Q29 - My advisor was helpful and responsive and was interested in my well-being and in my concerns.

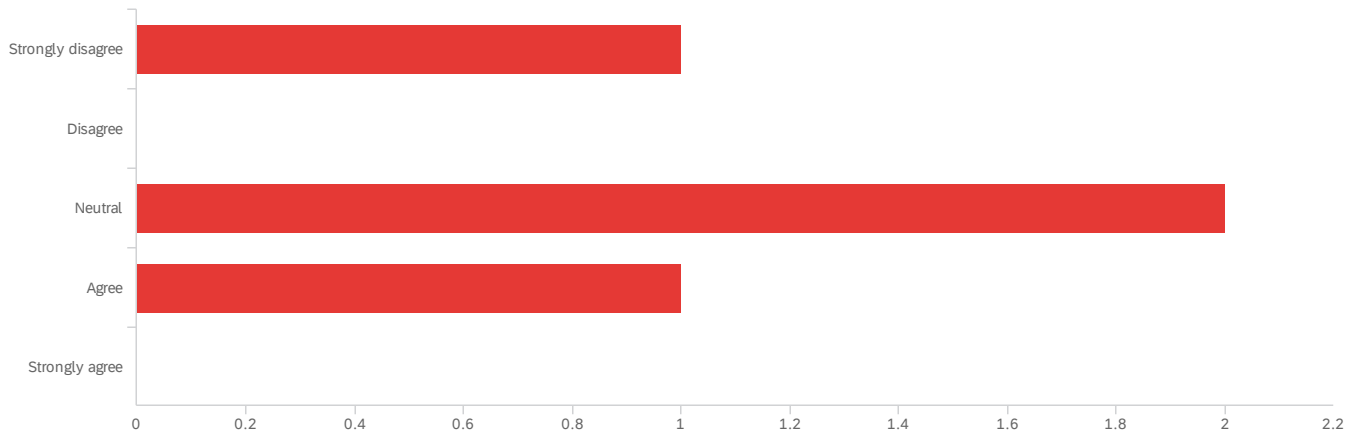


#	Field	Minimum	Maximum	Mean	Std Deviation	Variance	Count
1	My advisor was helpful and responsive and was interested in my well-being and in my concerns.	1.00	4.00	2.75	1.09	1.19	4

#	Field	Choice Count
1	Strongly disagree	25.00% 1
2	Disagree	0.00% 0
3	Neutral	50.00% 2
4	Agree	25.00% 1
5	Strongly agree	0.00% 0
		4

Showing rows 1 - 6 of 6

Q30 - Overall, I am satisfied with the assistance provided by my academic advisor.

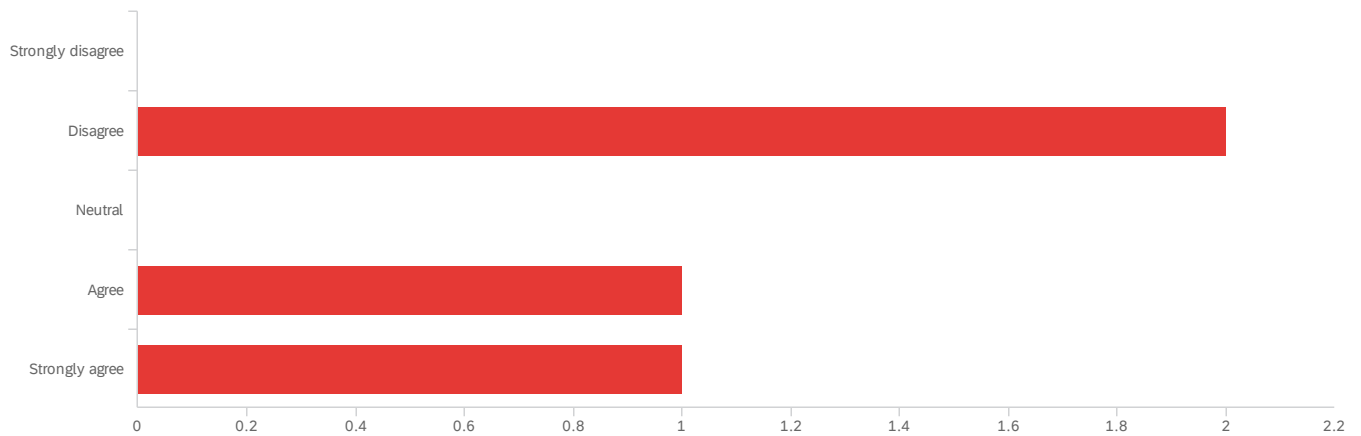


#	Field	Minimum	Maximum	Mean	Std Deviation	Variance	Count
1	Overall, I am satisfied with the assistance provided by my academic advisor.	1.00	4.00	2.75	1.09	1.19	4

#	Field	Choice Count
1	Strongly disagree	25.00% 1
2	Disagree	0.00% 0
3	Neutral	50.00% 2
4	Agree	25.00% 1
5	Strongly agree	0.00% 0
		4

Showing rows 1 - 6 of 6

Q33 - Overall, I am satisfied with the cohort model.

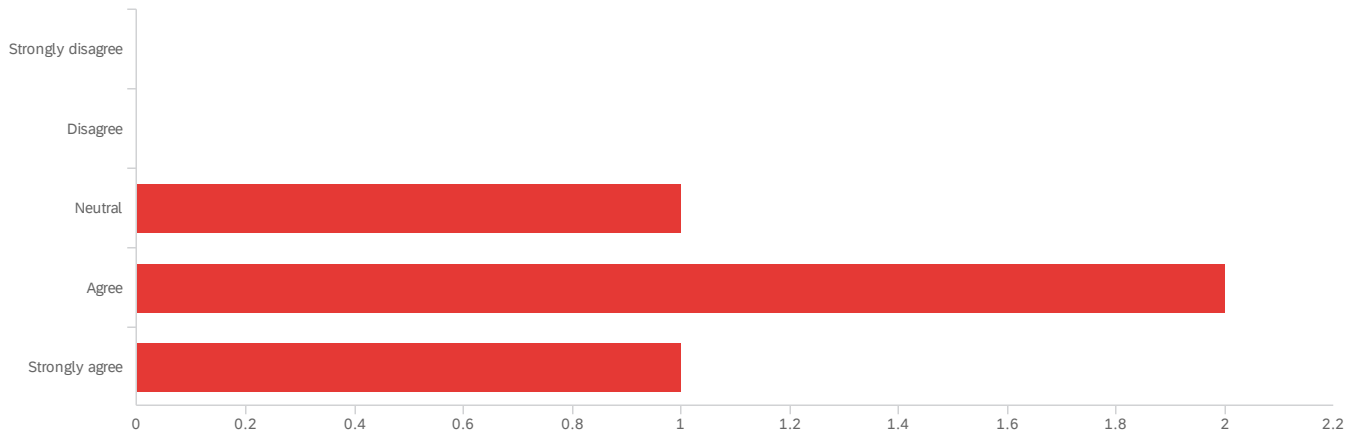


#	Field	Minimum	Maximum	Mean	Std Deviation	Variance	Count
1	Overall, I am satisfied with the cohort model.	2.00	5.00	3.25	1.30	1.69	4

#	Field	Choice Count
1	Strongly disagree	0.00% 0
2	Disagree	50.00% 2
3	Neutral	0.00% 0
4	Agree	25.00% 1
5	Strongly agree	25.00% 1
		4

Showing rows 1 - 6 of 6

Q34 - I would have liked more exposure to other faculty outside of the program area.

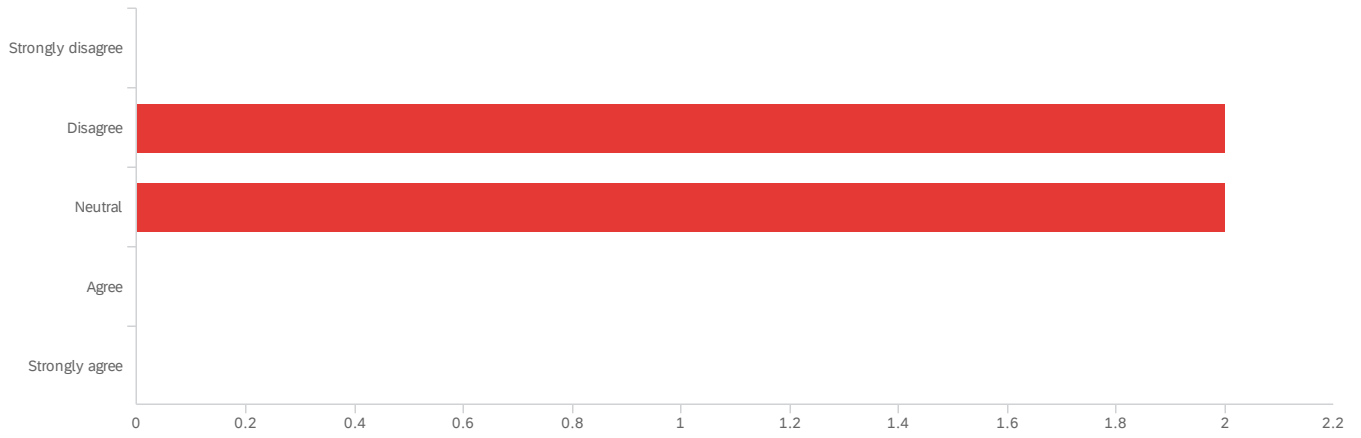


#	Field	Minimum	Maximum	Mean	Std Deviation	Variance	Count
1	I would have liked more exposure to other faculty outside of the program area.	3.00	5.00	4.00	0.71	0.50	4

#	Field	Choice Count
1	Strongly disagree	0.00% 0
2	Disagree	0.00% 0
3	Neutral	25.00% 1
4	Agree	50.00% 2
5	Strongly agree	25.00% 1
		4

Showing rows 1 - 6 of 6

Q35 - I think having part-time students in addition to the cohort would add more perspective to our classes.

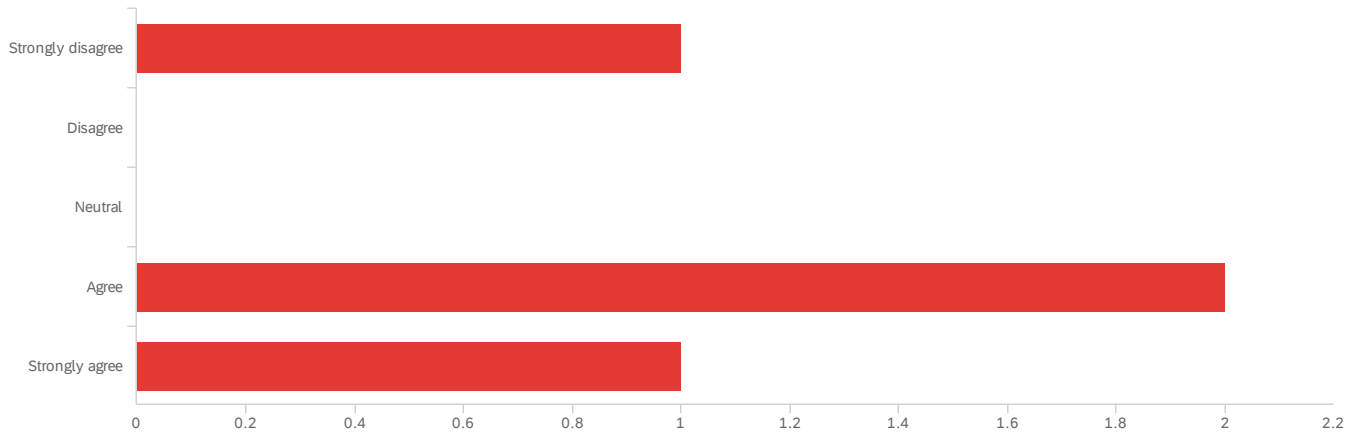


#	Field	Minimum	Maximum	Mean	Std Deviation	Variance	Count
1	I think having part-time students in addition to the cohort would add more perspective to our classes.	2.00	3.00	2.50	0.50	0.25	4

#	Field	Choice Count
1	Strongly disagree	0.00% 0
2	Disagree	50.00% 2
3	Neutral	50.00% 2
4	Agree	0.00% 0
5	Strongly agree	0.00% 0
		4

Showing rows 1 - 6 of 6

Q36 - Overall, I am satisfied with the level of involvement the program offered through programs such as Chi Sigma Iota.

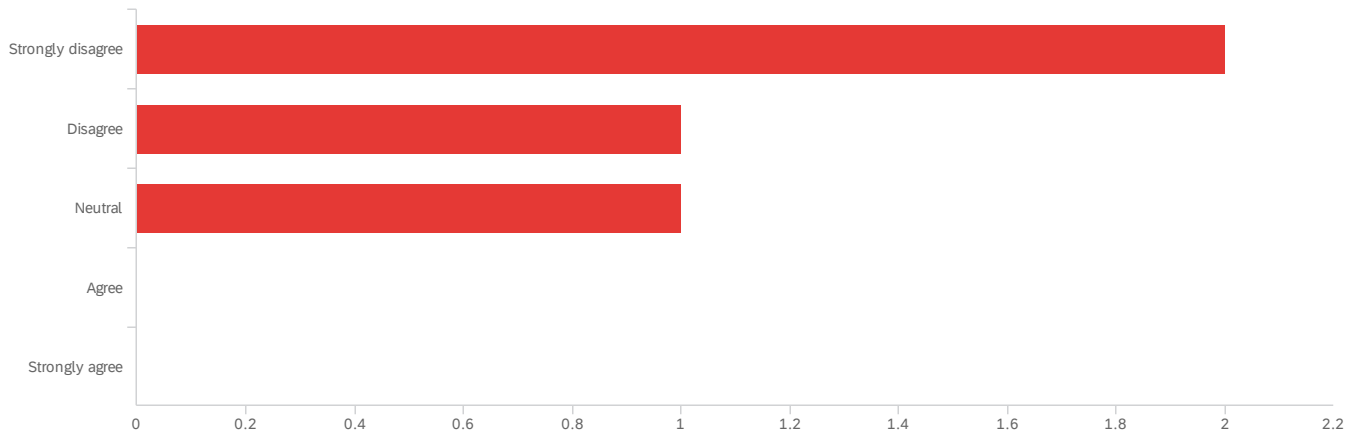


#	Field	Minimum	Maximum	Mean	Std Deviation	Variance	Count
1	Overall, I am satisfied with the level of involvement the program offered through programs such as Chi Sigma Iota.	1.00	5.00	3.50	1.50	2.25	4

#	Field	Choice Count
1	Strongly disagree	25.00% 1
2	Disagree	0.00% 0
3	Neutral	0.00% 0
4	Agree	50.00% 2
5	Strongly agree	25.00% 1
		4

Showing rows 1 - 6 of 6

Q37 - I like the weekend classes.

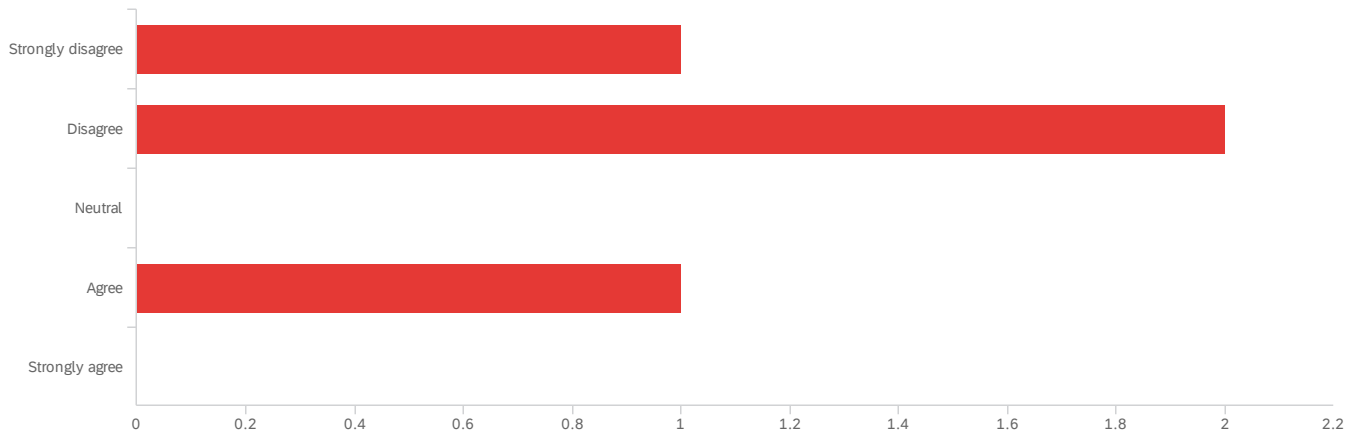


#	Field	Minimum	Maximum	Mean	Std Deviation	Variance	Count
1	I like the weekend classes.	1.00	3.00	1.75	0.83	0.69	4

#	Field	Choice Count
1	Strongly disagree	50.00% 2
2	Disagree	25.00% 1
3	Neutral	25.00% 1
4	Agree	0.00% 0
5	Strongly agree	0.00% 0
		4

Showing rows 1 - 6 of 6

Q38 - I would have liked to take some classes online.

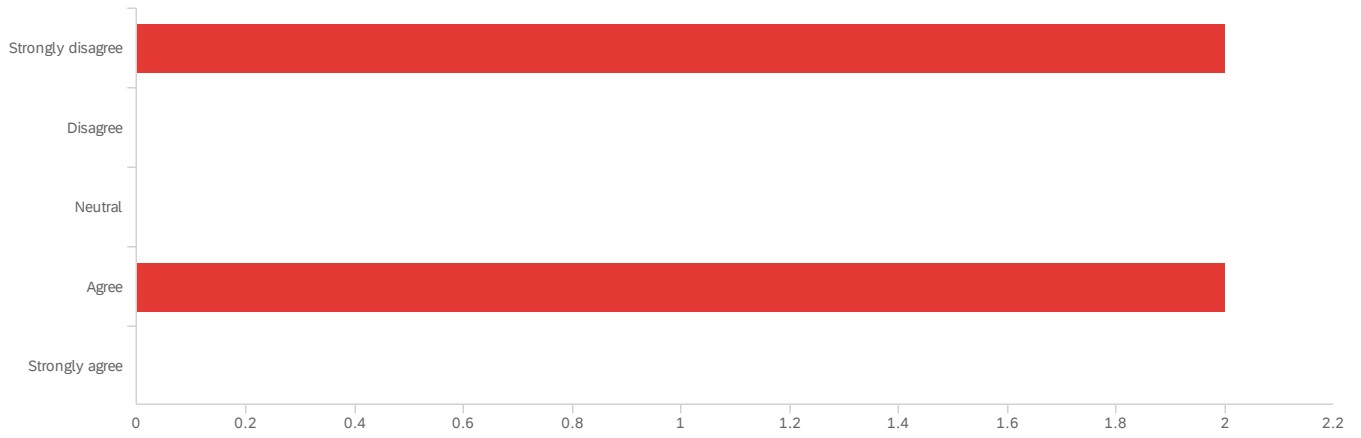


#	Field	Minimum	Maximum	Mean	Std Deviation	Variance	Count
1	I would have liked to take some classes online.	1.00	4.00	2.25	1.09	1.19	4

#	Field	Choice Count
1	Strongly disagree	25.00% 1
2	Disagree	50.00% 2
3	Neutral	0.00% 0
4	Agree	25.00% 1
5	Strongly agree	0.00% 0
		4

Showing rows 1 - 6 of 6

Q39 - I would have liked more classes to use the hybrid model (On-line and in classwork).

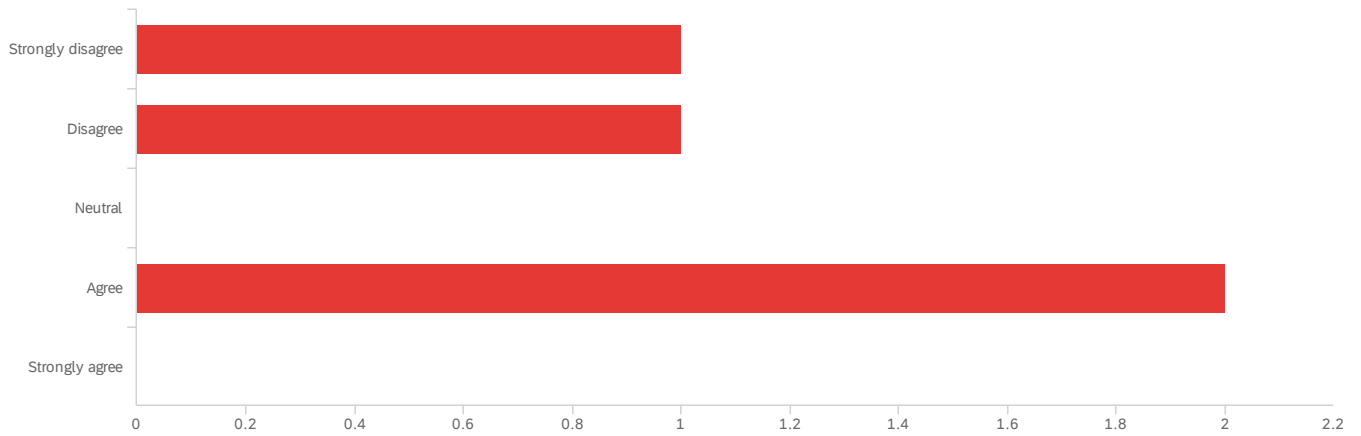


#	Field	Minimum	Maximum	Mean	Std Deviation	Variance	Count
1	I would have liked more classes to use the hybrid model (On-line and in classwork).	1.00	4.00	2.50	1.50	2.25	4

#	Field	Choice Count
1	Strongly disagree	50.00% 2
2	Disagree	0.00% 0
3	Neutral	0.00% 0
4	Agree	50.00% 2
5	Strongly agree	0.00% 0
		4

Showing rows 1 - 6 of 6

Q40 - I would have liked to have the opportunity to take my first internship in the summer.

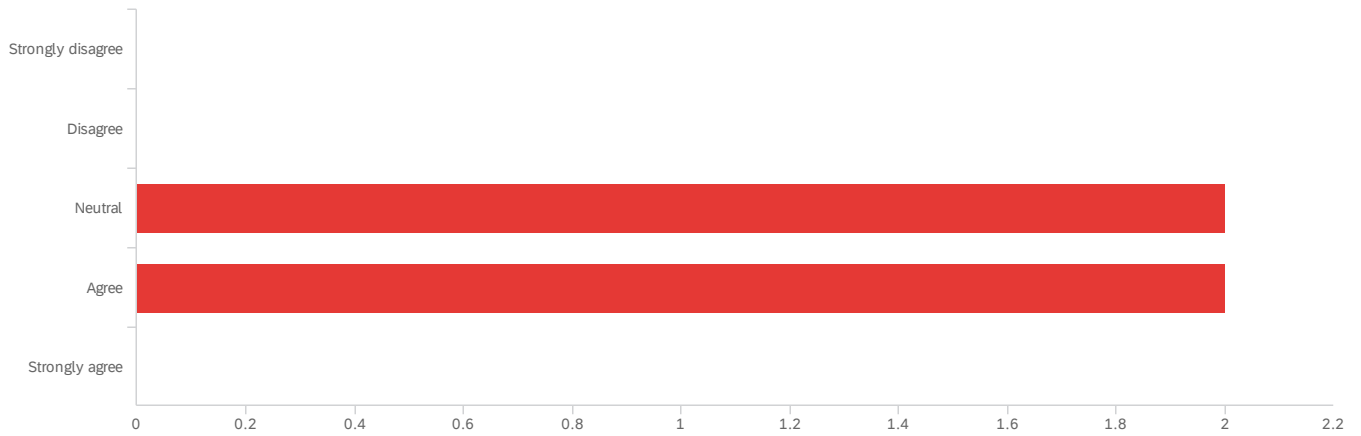


#	Field	Minimum	Maximum	Mean	Std Deviation	Variance	Count
1	I would have liked to have the opportunity to take my first internship in the summer.	1.00	4.00	2.75	1.30	1.69	4

#	Field	Choice Count
1	Strongly disagree	25.00% 1
2	Disagree	25.00% 1
3	Neutral	0.00% 0
4	Agree	50.00% 2
5	Strongly agree	0.00% 0
		4

Showing rows 1 - 6 of 6

Q41 - Overall, I am satisfied with the technology provided in the classrooms.

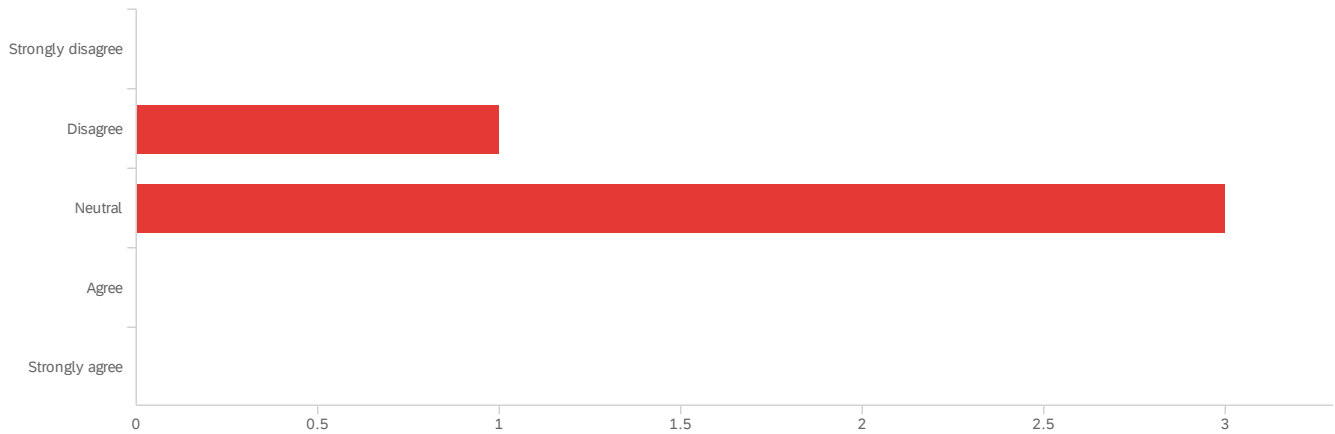


#	Field	Minimum	Maximum	Mean	Std Deviation	Variance	Count
1	Overall, I am satisfied with the technology provided in the classrooms.	3.00	4.00	3.50	0.50	0.25	4

#	Field	Choice Count
1	Strongly disagree	0.00% 0
2	Disagree	0.00% 0
3	Neutral	50.00% 2
4	Agree	50.00% 2
5	Strongly agree	0.00% 0
		4

Showing rows 1 - 6 of 6

Q42 - Overall, I felt the orientation manual was informative.

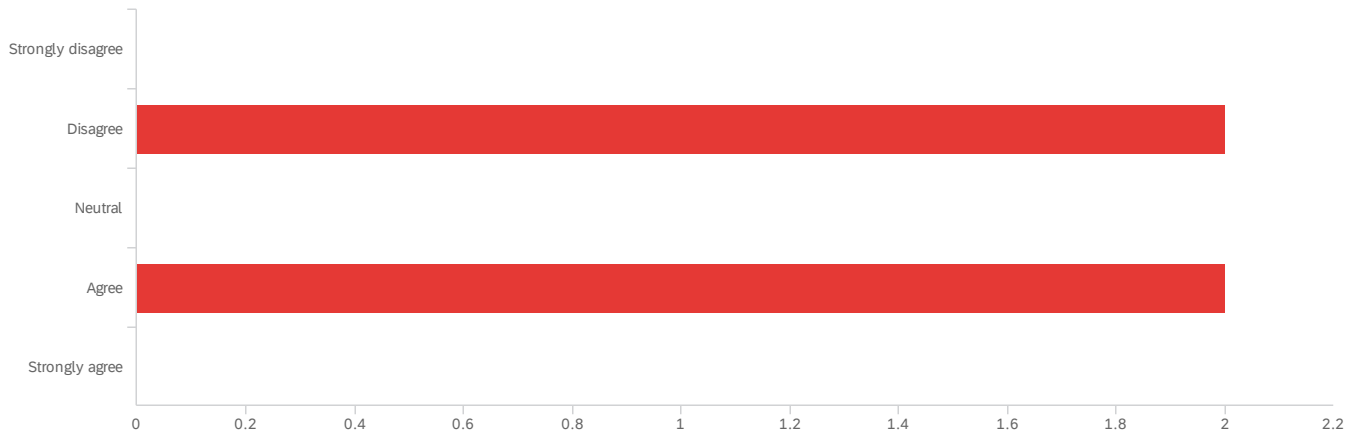


#	Field	Minimum	Maximum	Mean	Std Deviation	Variance	Count
1	Overall, I felt the orientation manual was informative.	2.00	3.00	2.75	0.43	0.19	4

#	Field	Choice Count
1	Strongly disagree	0.00% 0
2	Disagree	25.00% 1
3	Neutral	75.00% 3
4	Agree	0.00% 0
5	Strongly agree	0.00% 0
		4

Showing rows 1 - 6 of 6

Q43 - Overall, I felt the practicum/internship manual was helpful and informative.

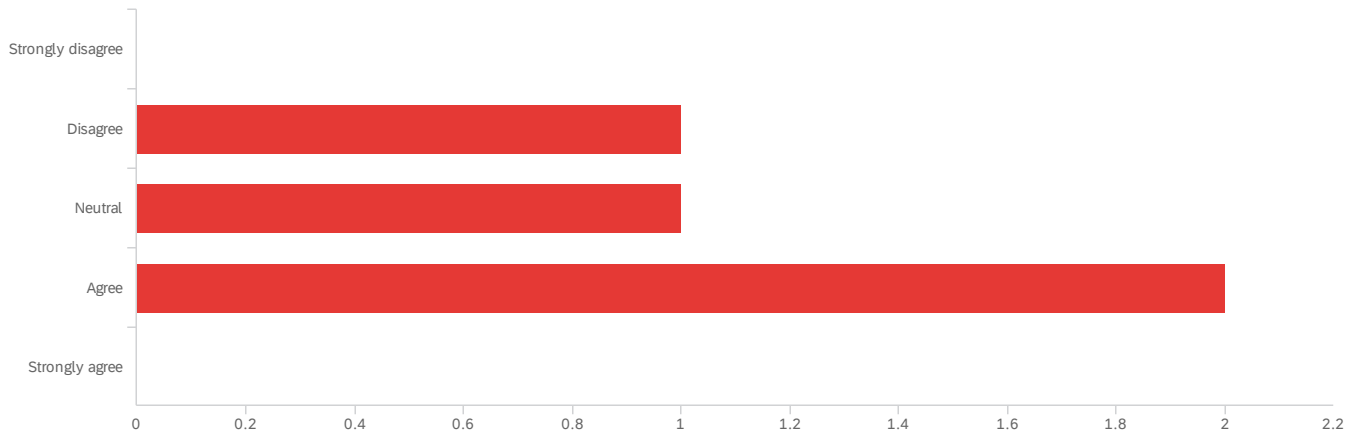


#	Field	Minimum	Maximum	Mean	Std Deviation	Variance	Count
1	Overall, I felt the practicum/internship manual was helpful and informative.	2.00	4.00	3.00	1.00	1.00	4

#	Field	Choice Count
1	Strongly disagree	0.00% 0
2	Disagree	50.00% 2
3	Neutral	0.00% 0
4	Agree	50.00% 2
5	Strongly agree	0.00% 0
		4

Showing rows 1 - 6 of 6

Q44 - Overall, the paperwork for practicum/internship was helpful and informative.

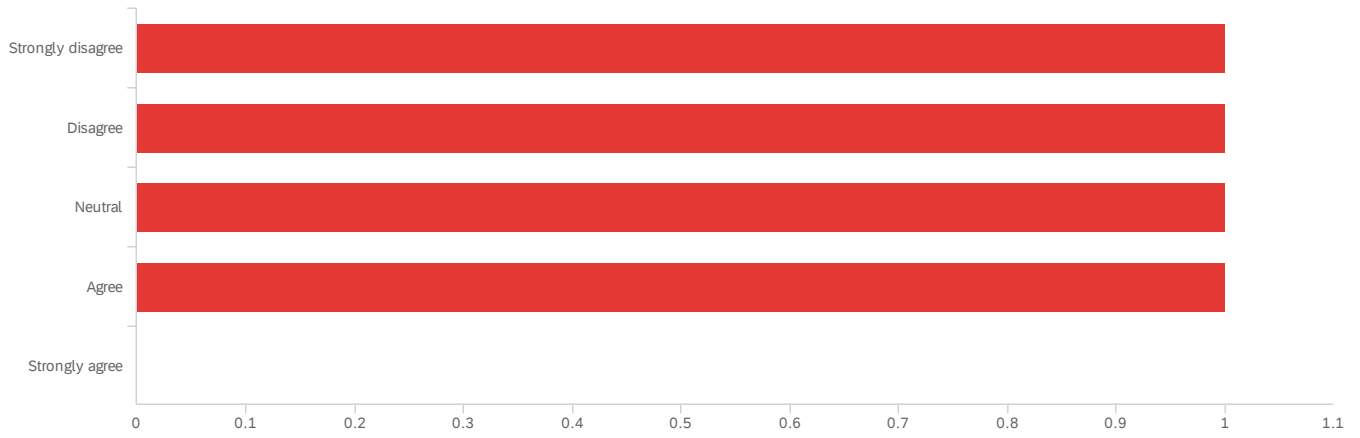


#	Field	Minimum	Maximum	Mean	Std Deviation	Variance	Count
1	Overall, the paperwork for practicum/internship was helpful and informative.	2.00	4.00	3.25	0.83	0.69	4

#	Field	Choice Count
1	Strongly disagree	0.00% 0
2	Disagree	25.00% 1
3	Neutral	25.00% 1
4	Agree	50.00% 2
5	Strongly agree	0.00% 0
		4

Showing rows 1 - 6 of 6

Q45 - Overall, I was informed about University policy and opportunities (i.e. graduation paperwork and deadlines, financial aid, graduate assistantships).

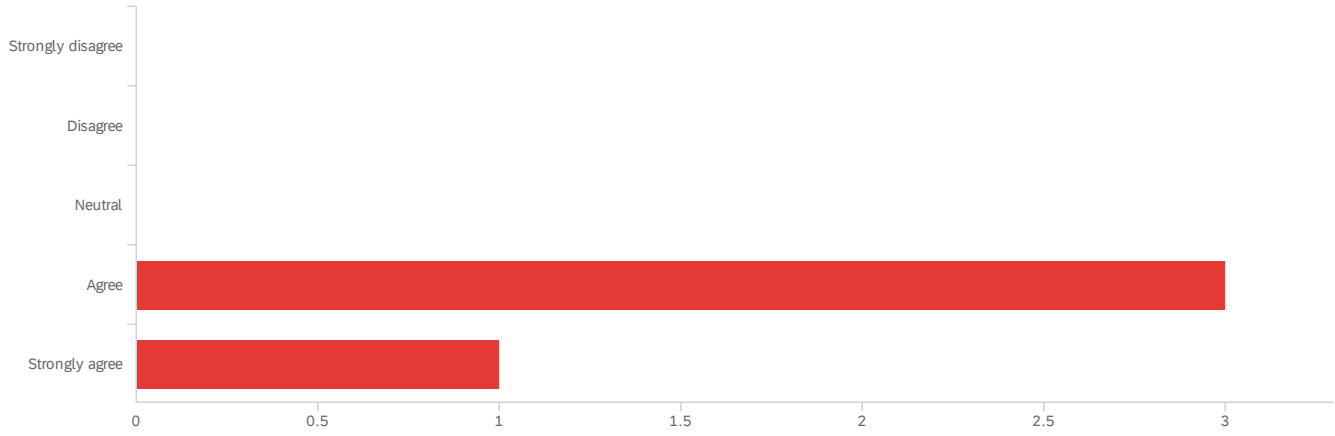


#	Field	Minimum	Maximum	Mean	Std Deviation	Variance	Count
1	Overall, I was informed about University policy and opportunities (i.e. graduation paperwork and deadlines, financial aid, graduate assistantships).	1.00	4.00	2.50	1.12	1.25	4

#	Field	Choice Count
1	Strongly disagree	25.00% 1
2	Disagree	25.00% 1
3	Neutral	25.00% 1
4	Agree	25.00% 1
5	Strongly agree	0.00% 0
		4

Showing rows 1 - 6 of 6

Q46 - Overall, I feel confident that I will get a job with my degree within the next three months.

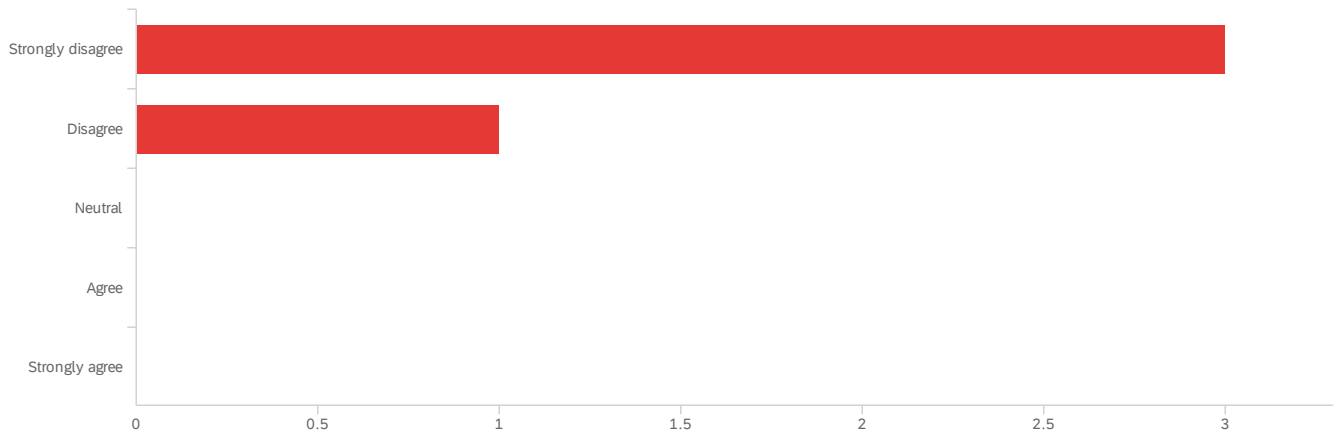


#	Field	Minimum	Maximum	Mean	Std Deviation	Variance	Count
1	Overall, I feel confident that I will get a job with my degree within the next three months.	4.00	5.00	4.25	0.43	0.19	4

#	Field	Choice Count
1	Strongly disagree	0.00% 0
2	Disagree	0.00% 0
3	Neutral	0.00% 0
4	Agree	75.00% 3
5	Strongly agree	25.00% 1
		4

Showing rows 1 - 6 of 6

Q47 - Overall, I felt prepared for the comprehensive exam.

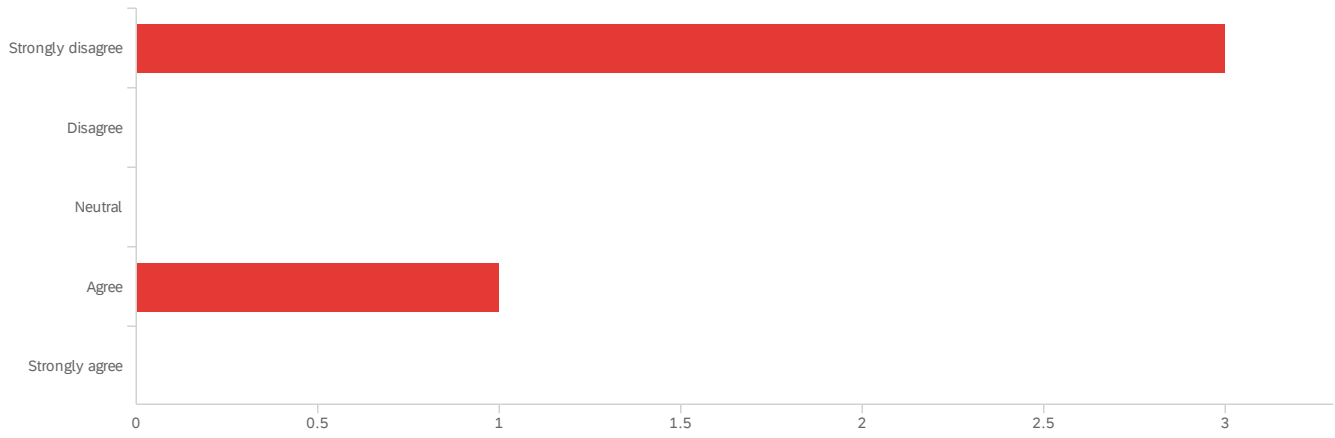


#	Field	Minimum	Maximum	Mean	Std Deviation	Variance	Count
1	Overall, I felt prepared for the comprehensive exam.	1.00	2.00	1.25	0.43	0.19	4

#	Field	Choice Count
1	Strongly disagree	75.00% 3
2	Disagree	25.00% 1
3	Neutral	0.00% 0
4	Agree	0.00% 0
5	Strongly agree	0.00% 0
		4

Showing rows 1 - 6 of 6

Q48 - Overall, I was satisfied with the time the comprehensive exam was offered during the semester.

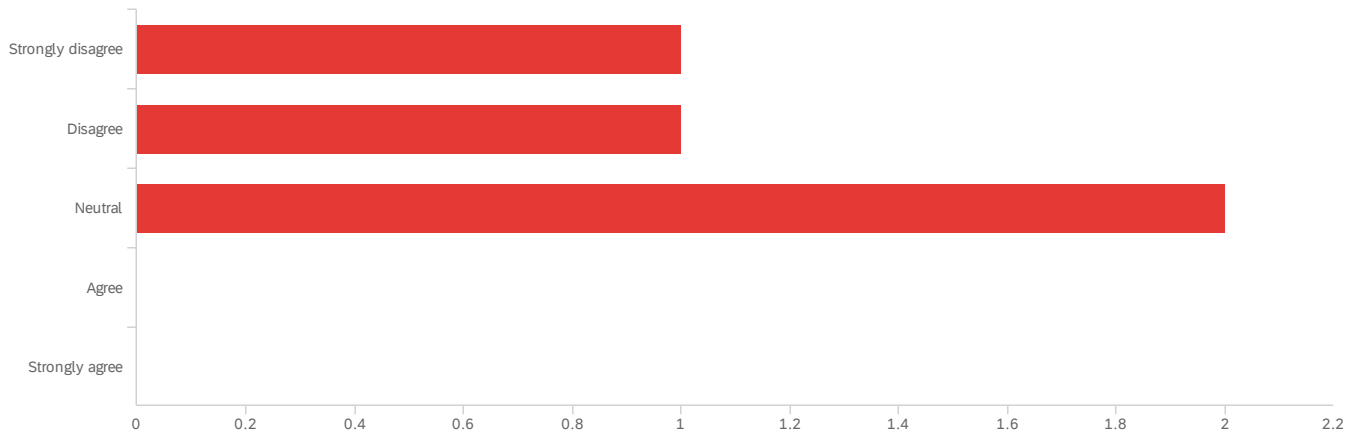


#	Field	Minimum	Maximum	Mean	Std Deviation	Variance	Count
1	Overall, I was satisfied with the time the comprehensive exam was offered during the semester.	1.00	4.00	1.75	1.30	1.69	4

#	Field	Choice Count
1	Strongly disagree	75.00% 3
2	Disagree	0.00% 0
3	Neutral	0.00% 0
4	Agree	25.00% 1
5	Strongly agree	0.00% 0
		4

Showing rows 1 - 6 of 6

Q49 - Overall, I felt prepared for the NCE.

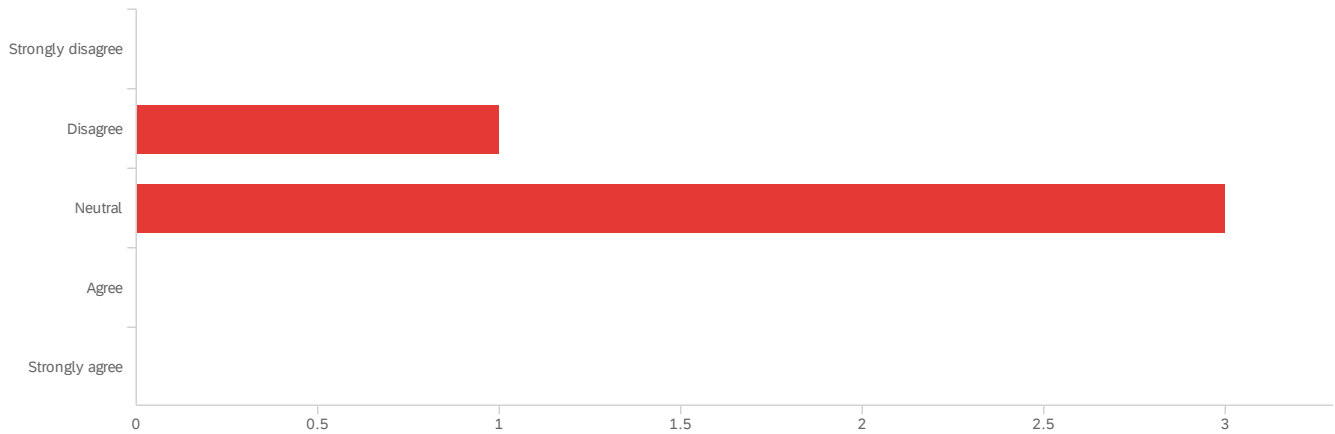


#	Field	Minimum	Maximum	Mean	Std Deviation	Variance	Count
1	Overall, I felt prepared for the NCE.	1.00	3.00	2.25	0.83	0.69	4

#	Field	Choice Count
1	Strongly disagree	25.00% 1
2	Disagree	25.00% 1
3	Neutral	50.00% 2
4	Agree	0.00% 0
5	Strongly agree	0.00% 0
		4

Showing rows 1 - 6 of 6

Q50 - Overall, I was satisfied with the time the NCE was offered during the semester.

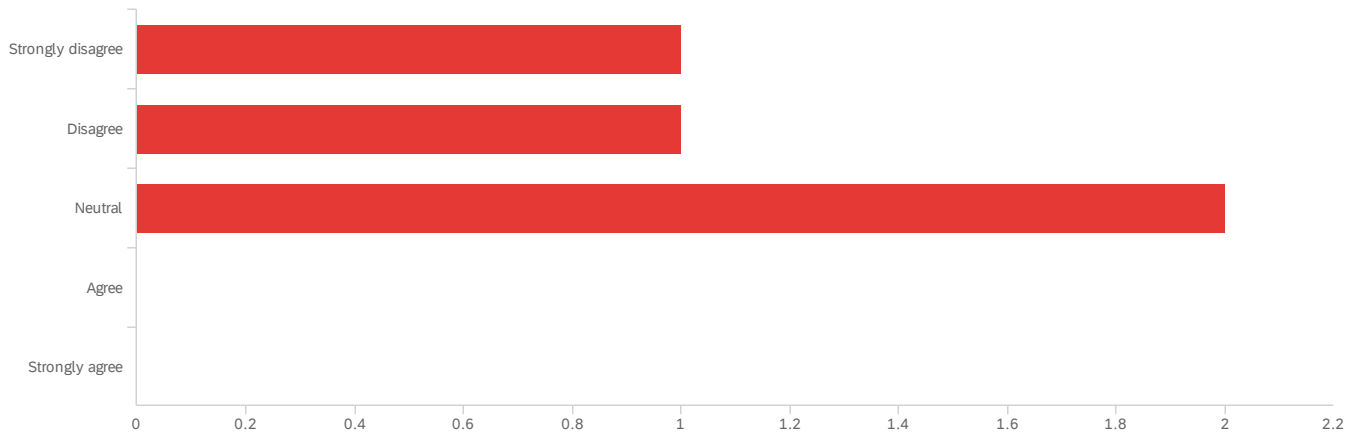


#	Field	Minimum	Maximum	Mean	Std Deviation	Variance	Count
1	Overall, I was satisfied with the time the NCE was offered during the semester.	2.00	3.00	2.75	0.43	0.19	4

#	Field	Choice Count
1	Strongly disagree	0.00% 0
2	Disagree	25.00% 1
3	Neutral	75.00% 3
4	Agree	0.00% 0
5	Strongly agree	0.00% 0
		4

Showing rows 1 - 6 of 6

Q51 - Overall, I am satisfied with my experience at Winthrop as a Masters student.

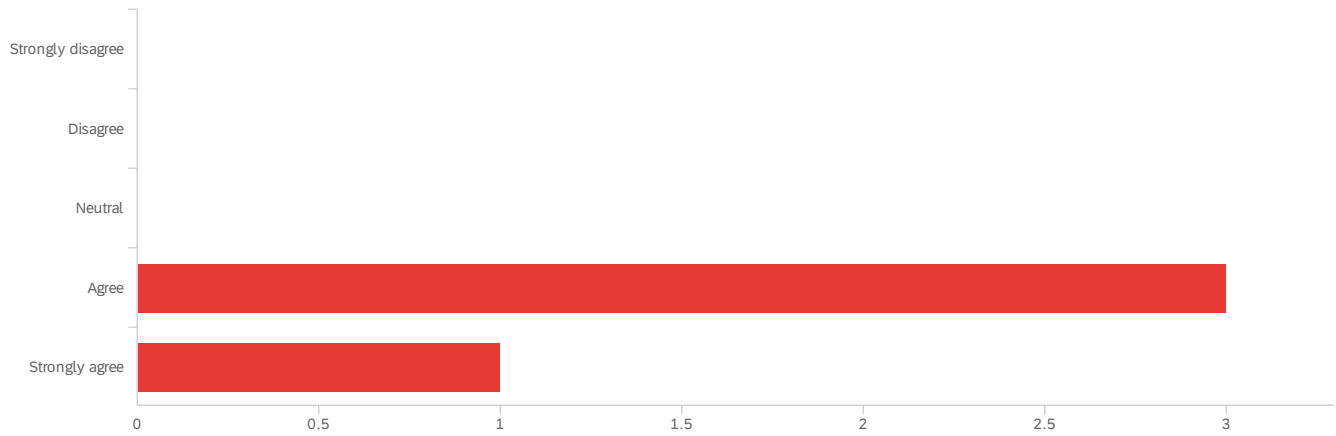


#	Field	Minimum	Maximum	Mean	Std Deviation	Variance	Count
1	Overall, I am satisfied with my experience at Winthrop as a Masters student.	1.00	3.00	2.25	0.83	0.69	4

#	Field	Choice Count
1	Strongly disagree	25.00% 1
2	Disagree	25.00% 1
3	Neutral	50.00% 2
4	Agree	0.00% 0
5	Strongly agree	0.00% 0
		4

Showing rows 1 - 6 of 6

Q52 - Overall, I felt prepared for the Praxis.

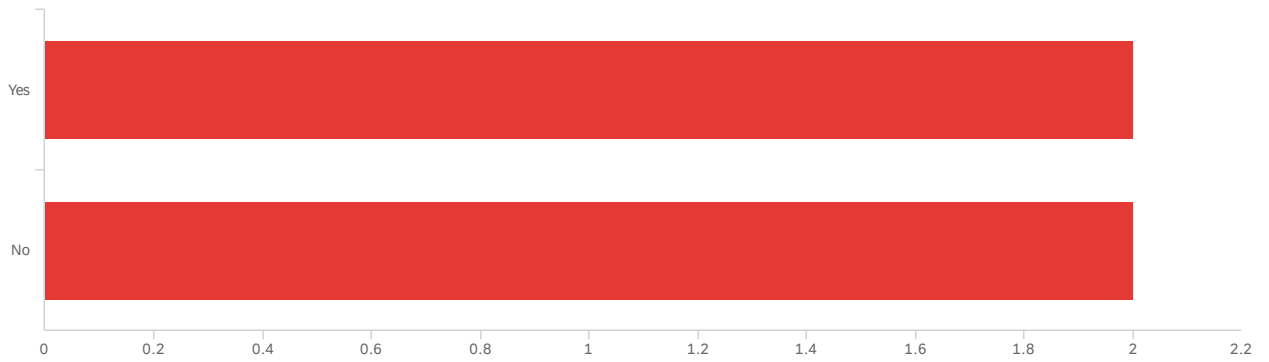


#	Field	Minimum	Maximum	Mean	Std Deviation	Variance	Count
1	Overall, I felt prepared for the Praxis.	4.00	5.00	4.25	0.43	0.19	4

#	Field	Choice Count
1	Strongly disagree	0.00% 0
2	Disagree	0.00% 0
3	Neutral	0.00% 0
4	Agree	75.00% 3
5	Strongly agree	25.00% 1
		4

Showing rows 1 - 6 of 6

Q53 - I have already secured a position using my degree.



#	Field	Minimum	Maximum	Mean	Std Deviation	Variance	Count
1	I have already secured a position using my degree.	1.00	2.00	1.50	0.50	0.25	4

#	Field	Choice Count
1	Yes	50.00% 2
2	No	50.00% 2

4

Showing rows 1 - 3 of 3

End of Report