



Survey results in the order the questions appear on the actual survey

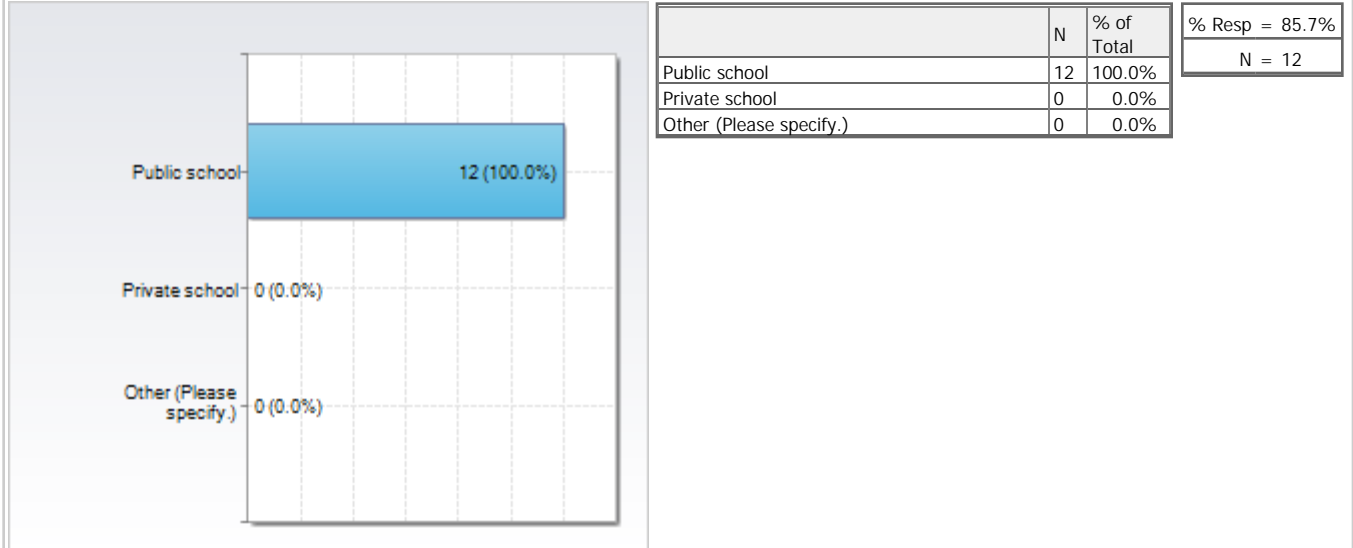
Order: 39550 > 2016-17 Benchworks Teacher Education Employer Assessment

Population: Winthrop University > All Respondents (no filter selected) (14 responses)

Survey Statistics: No. Attempted = 200 No. Responded = 14 % Responding = 7.0%

Show up to Question(s) per Report PageReport Page of 1

D001. Your Organization - Which best describes the organization for which you are employed?



SA002. What is the name of your school/organization? (N=14)



Answer

Westview Middle
 Rock Hill Schools
 Cross High School
 Jesse Boyd Elementary School
 Northwestern High School
 Lee County School District
 Winthrop University
 Chester Park Elementary School of the Arts
 Fairfield Middle School
 Sullivan Middle School

SA003. In what city is your school/organization located? (N= 14)



Answer

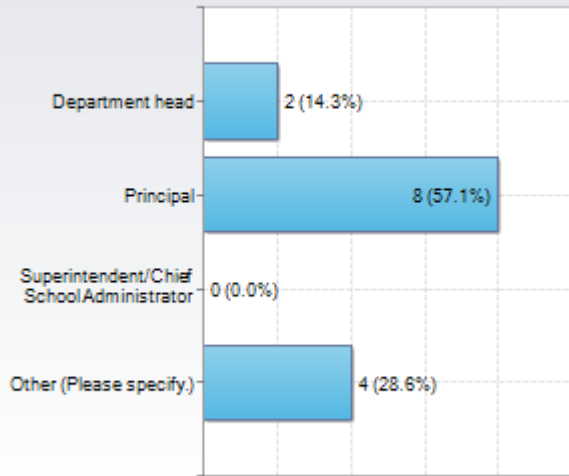
Berkeley County School District
 Rock Hill
 Cross
 Spartanburg
 Rock Hill
 Bishopville
 Rock Hill
 Chester
 Winnsboro

SA004. In what state is your school/organization located? (N=14)



Answer
SC
South Carolina
SC
South Carolina
SC
South Carolina
South Carolina
South Carolina
South Carolina
South Carolina

D005. Your Role - What is your role at this school/organization?



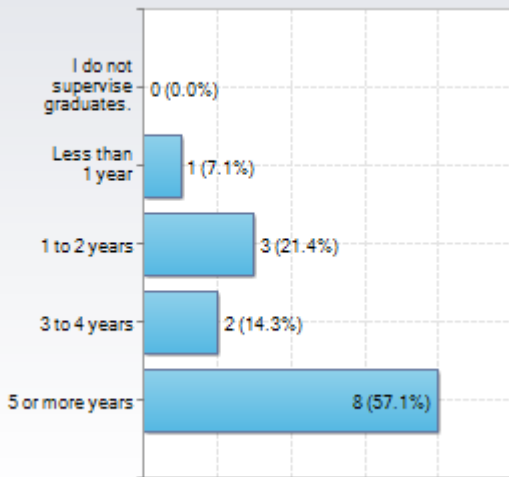
	N	% of Total
Department head	2	14.3%
Principal	8	57.1%
Superintendent/Chief School Administrator	0	0.0%
Other (Please specify.)	4	28.6%

% Resp = 100.0%
N = 14

Other (Please specify.)

Answer
Teacher Support
Human Resources Manager
Assistant Principal
Assistant Principal

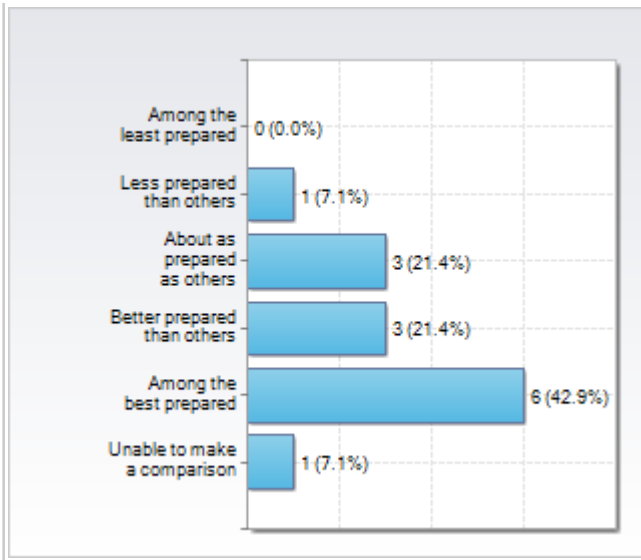
D006. Your Role - How long have you supervised graduates of this school of education?



	N	% of Total
I do not supervise graduates.	0	0.0%
Less than 1 year	1	7.1%
1 to 2 years	3	21.4%
3 to 4 years	2	14.3%
5 or more years	8	57.1%

% Resp = 100.0%
N = 14

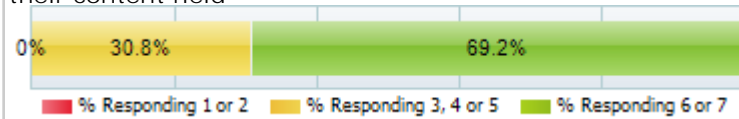
D007. Your Role - In comparison to other recent hires with similar levels of education and experience, how would you rate the preparation of graduates from this school of education?



	N	% of Total
Among the least prepared	0	0.0%
Less prepared than others	1	7.1%
About as prepared as others	3	21.4%
Better prepared than others	3	21.4%
Among the best prepared	6	42.9%
Unable to make a comparison	1	7.1%

% Resp = 100.0%
N = 14

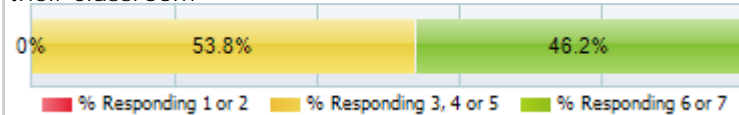
Q008. To what degree do new teachers (graduated 5 or fewer years ago) from this school of education effectively: Teach in their content field



	N	% of Total
(1) Not at all	0	0.0%
(2)	0	0.0%
(3)	0	0.0%
(4) Moderately	2	15.4%
(5)	2	15.4%
(6)	3	23.1%
(7) Extremely	6	46.2%

% Resp = 92.9%
N = 13
Mean = 6.00
Std Dev = 1.11

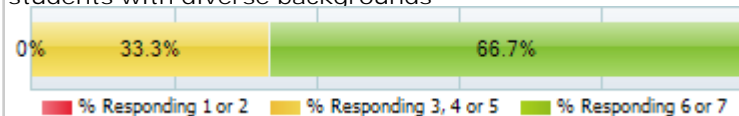
Q009. To what degree do new teachers (graduated 5 or fewer years ago) from this school of education effectively: Manage their classroom



	N	% of Total
(1) Not at all	0	0.0%
(2)	0	0.0%
(3)	1	7.7%
(4) Moderately	0	0.0%
(5)	6	46.2%
(6)	4	30.8%
(7) Extremely	2	15.4%

% Resp = 92.9%
N = 13
Mean = 5.46
Std Dev = 1.01

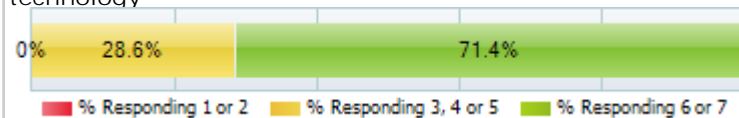
Q010. To what degree do new teachers (graduated 5 or fewer years ago) from this school of education effectively: Teach students with diverse backgrounds



	N	% of Total
(1) Not at all	0	0.0%
(2)	0	0.0%
(3)	1	8.3%
(4) Moderately	1	8.3%
(5)	2	16.7%
(6)	3	25.0%
(7) Extremely	5	41.7%

% Resp = 85.7%
N = 12
Mean = 5.83
Std Dev = 1.28

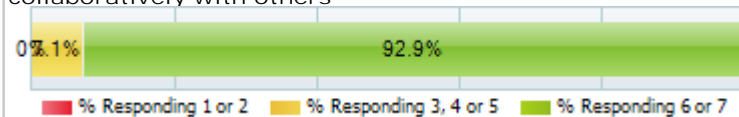
Q011. To what degree do new teachers (graduated 5 or fewer years ago) from this school of education effectively: Use technology



	N	% of Total
(1) Not at all	0	0.0%
(2)	0	0.0%
(3)	0	0.0%
(4) Moderately	1	7.1%
(5)	3	21.4%
(6)	1	7.1%
(7) Extremely	9	64.3%

% Resp = 100.0%
N = 14
Mean = 6.29
Std Dev = 1.03

Q012. To what degree do new teachers (graduated 5 or fewer years ago) from this school of education effectively: Work collaboratively with others

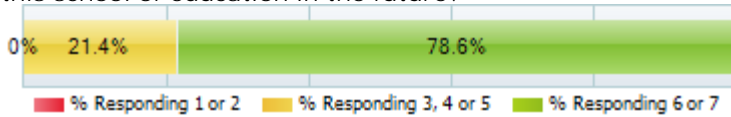


	N	% of Total
(1) Not at all	0	0.0%
(2)	0	0.0%
(3)	0	0.0%
(4) Moderately	0	0.0%
(5)	1	7.1%
(6)	4	28.6%

% Resp = 100.0%
N = 14
Mean = 6.57
Std Dev = 0.62

(7) Extremely 9 64.3%

QO13. Overall Evaluation - To what degree would you recommend that your school/organization hire graduates from this school of education in the future?



	N	% of Total
(1) Not at all	0	0.0%
(2)	0	0.0%
(3)	0	0.0%
(4) Moderately	1	7.1%
(5)	2	14.3%
(6)	2	14.3%
(7) Extremely	9	64.3%

% Resp = 100.0%
N = 14
Mean = 6.36
Std Dev = 0.97

LA014. As we work to improve our curriculum, what skills/abilities/knowledge should we include that is not currently being demonstrated by our recent graduates? (N=8)



Answer

Other than the new NIET Evaluation Process, I can not think of any addition needs.

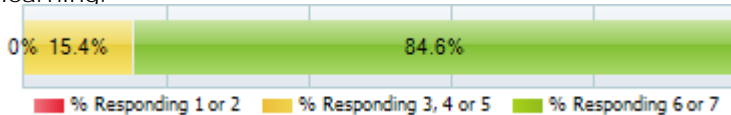
This recommendation would apply to students majoring in Secondary Education- ELA. I have witnessed and observed that she is teaching literature and vocabulary rather than teaching students the skills they would need to be successful in reading and writing about the various genres of literature. This is a weakness of many new high school teachers that I have observed over the 7 years that I have been an administrator.

Assisted Communication Technology Reading and writing Workshop

Less worry about old school theory and psychology, more focus on management of classroom and prepare them for the politics of education, like SLO's, GBE, RTI, LDC, NTI, SAFE-T. It is the politics of education that people are blown away by and why they are quitting. It is also lack of classroom management which causes new teachers to quit. If we can prepare them for this in college, maybe we would have a higher rate of keeping good teachers.

Since I do not work in a K-12 setting, I would like for Winthrop to seriously consider a graduate program in higher education administration. MA or MEd. to prepare graduates to work in technical school and university/colleae settings.

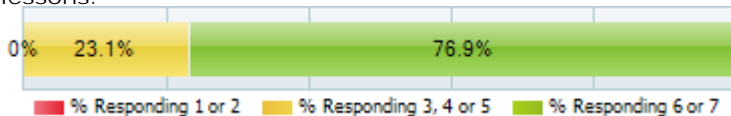
OQ1. Institution Specific Questions - Winthrop College of Education graduates have a positive impact on student learning.



	N	% of Total
(1) Strongly Disagree	0	0.0%
(2) Disagree	0	0.0%
(3) Mildly Disagree	0	0.0%
(4) Neutral	1	7.7%
(5) Mildly Agree	1	7.7%
(6) Agree	4	30.8%
(7) Strongly Agree	7	53.9%

% Resp = 92.9%
N = 13
Mean = 6.31
Std Dev = 0.91

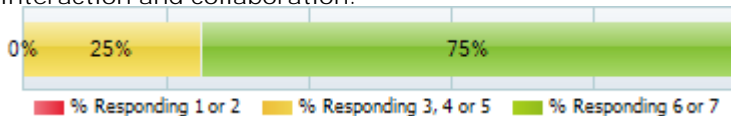
OQ2. Institution Specific Questions - Winthrop College of Education graduates are prepared to plan standards-based lessons.



	N	% of Total
(1) Strongly Disagree	0	0.0%
(2) Disagree	0	0.0%
(3) Mildly Disagree	0	0.0%
(4) Neutral	2	15.4%
(5) Mildly Agree	1	7.7%
(6) Agree	5	38.5%
(7) Strongly Agree	5	38.5%

% Resp = 92.9%
N = 13
Mean = 6.00
Std Dev = 1.04

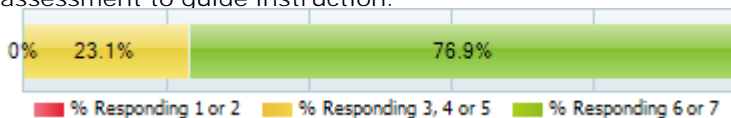
OQ3. Institution Specific Questions - Winthrop College of Education graduates are prepared to promote positive student interaction and collaboration.



	N	% of Total
(1) Strongly Disagree	0	0.0%
(2) Disagree	0	0.0%
(3) Mildly Disagree	0	0.0%
(4) Neutral	1	8.3%
(5) Mildly Agree	2	16.7%
(6) Agree	4	33.3%
(7) Strongly Agree	5	41.7%

% Resp = 85.7%
N = 12
Mean = 6.08
Std Dev = 0.95

OQ4. Institution Specific Questions - Winthrop College of Education graduates are prepared to use informal and formal assessment to guide instruction.

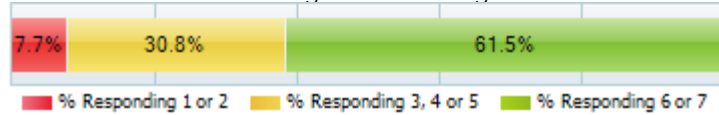


	N	% of Total
(1) Strongly Disagree	0	0.0%
(2) Disagree	0	0.0%
(3) Mildly Disagree	1	7.7%
(4) Neutral	1	7.7%
(5) Mildly Agree	1	7.7%
(6) Agree	6	46.2%

% Resp = 92.9%
N = 13
Mean = 5.85
Std Dev = 1.17

(7) Strongly Agree	4	30.8%
--------------------	---	-------

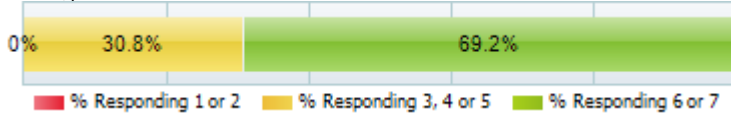
OO5. Institution Specific Questions - Winthrop College of Education graduates are prepared to implement positive, proactive classroom management strategies.



	N	% of Total
(1) Strongly Disagree	0	0.0%
(2) Disagree	1	7.7%
(3) Mildly Disagree	1	7.7%
(4) Neutral	1	7.7%
(5) Mildly Agree	2	15.4%
(6) Agree	6	46.2%
(7) Strongly Agree	2	15.4%

% Resp = 92.9%
N = 13
Mean = 5.31
Std Dev = 1.43

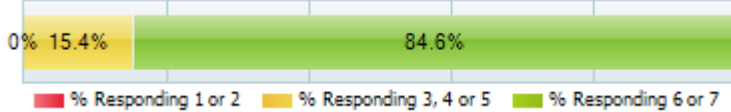
OO6. Institution Specific Questions - Winthrop College of Education graduates are prepared to communicate effectively with guardians/families.



	N	% of Total
(1) Strongly Disagree	0	0.0%
(2) Disagree	0	0.0%
(3) Mildly Disagree	0	0.0%
(4) Neutral	1	7.7%
(5) Mildly Agree	3	23.1%
(6) Agree	6	46.2%
(7) Strongly Agree	3	23.1%

% Resp = 92.9%
N = 13
Mean = 5.85
Std Dev = 0.86

OO7. Institution Specific Questions - Winthrop College of Education graduates are prepared to exhibit ethical behavior.



	N	% of Total
(1) Strongly Disagree	0	0.0%
(2) Disagree	0	0.0%
(3) Mildly Disagree	1	7.7%
(4) Neutral	1	7.7%
(5) Mildly Agree	0	0.0%
(6) Agree	3	23.1%
(7) Strongly Agree	8	61.5%

% Resp = 92.9%
N = 13
Mean = 6.23
Std Dev = 1.25

OO8. Please list any honors or recognition Winthrop graduates have received in your district. (N=4)



Answer

Crystal Apple Induction Teacher of the Year Jesse Boyd Teacher of the Year

N/A

District Teacher of the Year School Level Teacher of the Year candidate for Presidential Awards for Mathematics Instruction Grant recipients of national and local awards

State teacher of the year PE and national recognition

OO9. What recommendations do you have for the Winthrop University Teacher Education Program? (N=4)



Answer

I have none. Ms. Sandifer has been one of the best hires I've made in 10 years as a school administrator and was 100% prepared. I absolutely have recommended teacher cadets and students of friends to attend Winthrop. I am actively searching Winthrop graduates for hire in all positions each year since hiring Ms. Sandifer.

Keep up the great work!

Keep doing what you are doing but please attempt to encourage more minority and bilingual educators to apply for jobs and stay in Rock Hill for employment

Work more on depth of understanding in math instruction, reading/literacy, and classroom management.

[back to top](#)

Report: Survey Snapshot
Report Generated: 4/13/2018 2:29 PM

Benchworks Teacher Education Employer Assessment (Order:
39550)
Population: Winthrop University > All Respondents (no filter
selected)