



## HEERF Fund Annual Report - Year One

Submitted

Last Modified: broomed@winthrop.edu - 5/2/2022, 2:52:33 PM

1 2 3 4 5 6 7 8 9 10 11 **Review**

### Instructions

### WINTHROP UNIVERSITY - Review

Expand All

Collapse All

#### General Information

##### Institutional Identifiers and Contact Information:

Institution Name	DUNS #
WINTHROP UNIVERSITY	071055214

##### Please identify the OPEID(s) for this institution:

00345600

##### Please report on these HEERF grant PR/Award Numbers:

PR Number 1	Awarded Amount 1
P425E201620 (Student Aid)	\$2,691,065.00

PR Number 2	Awarded Amount 2
P425F203219 (Institutional Aid)	\$2,691,065.00

PR Number 3	Awarded Amount 3
P425M200980 (SIP)	\$266,144.00

## Total Awarded Amount

Total Awarded Amount

\$5,648,274.00

Who is the lead contact for this annual data collection?

Name

Deborah Broome

Title

Senior Fiscal Analyst

Telephone

(803) 323-2398

E-mail

broomed@winthrop.edu

## Funds Expended



1) Did you expend all of your HEERF funds prior to the end of the reporting period, making this your final annual report? \*

Yes


No

## Websites



2) Reporting on institution websites:

a) CARES HEERF quarterly reporting webpage URL: <https://www.winthrop.edu/controllersoffice/>


b) Student Portion Reporting: Provide all active website URLs posted by your campus, or by the institution on behalf of your campus(es), as required by the August 31 notice in the Federal Register  (including any URLs that are still active that provide archived information).

<https://www.winthrop.edu/controllersoffice/>

<https://www.winthrop.edu/uploadedFiles/emergency/cares-act.pdf>


<https://www.winthrop.edu/uploadedFiles/controllers/reports/HigherEducationEmergencyReliefFi>

<https://www.winthrop.edu/uploadedFiles/controllers/reports/heerf-quarterly-reporting-Oct-30-2>

- c) Institutional Portion, (a)(2), and (a)(3) Reporting: Provide all active website URLs posted by your campus, or by institutions on behalf of your campus(es) as required by the quarterly Higher Education Emergency Relief Fund (HEERF) Data Collection Form  (including any URLs that are still active that provide archived information).

<https://www.winthrop.edu/controllersoffice/>

## Student Eligibility

- 3) How did your institution determine which students were eligible  to receive emergency financial aid grants under any of the CARES Act HEERF programs?

a) My institution has received an Institutional Student Information Record (ISIR) or Student Aid Report (SAR) on file that verifies student eligibility for Title IV, federal student aid (Title IV aid).

Yes	No
-----	----

b) My institution allowed students to attest to their eligibility for Title IV aid by completing an alternative application form developed by the institution for this purpose.

Yes	No
-----	----


c) My institution used another method for determining which students were eligible to receive emergency financial aid grants under the CARES Act.

Yes	No
-----	----

## Aid Determination



- 4) How did your institution determine which students received emergency financial aid grants to students and how much each student would receive? Please indicate if any of the following strategies were used.

4.1) Did you distribute the same amount to all eligible students regardless of different circumstances? \* 

Yes No

4.1.1) Did you ask students to apply for funds?

Yes No

4.1.1.1) Did you use that application to determine the amount of a student's emergency financial aid grant?

Yes No

i) What needs did you prioritize to determine the amount of the student's award?

a) Food

Yes No

b) Housing

Yes No

c) Course materials

Yes No

d) Technology

Yes No

e) Health care

Yes No

f) Child care

Yes No

g) Other

Yes No

Please specify

In the initial phase, all Title IV students with a FAFSA were given emergency grants. Pell students received \$200 more than Non-Pell students. Students without a FAFSA were given an opportunity to



4.1.2) Did you use any institutional administrative data (pre-existing data that did not come from a HEERF-specific application form) in determining the amount of funds awarded to students?

 Yes No

4.1.2.1) Which of these student factors did you prioritize in the grant determination process?

i) Enrollment intensity (i.e., full-time/part-time status, number of credits the student is taking, etc.)

 Yes No

ii) Location (i.e., branch campus)

 Yes No

iii) Pell Grant eligibility

 Yes No

iv) FAFSA data elements

 Yes No

v) On-campus/distance education status

 Yes No

vi) On-campus/off-campus living arrangements

 Yes No

vii) Academic level

 Yes No

viii) Other

 Yes No

Please Specify

Only currently enrolled Title IV students received the emergency grants.



## Aid Distribution



5) How did your institution distribute the emergency financial aid grants to students?

a) Checks

Yes

No

b) Electronic funds transfer /Direct deposit

Yes

No

c) Debit cards

Yes

No

d) Payment apps

Yes

No

e) Other

Yes

No

## Emergency Grants



6) Did your institution provide any instructions, directions, or guidance to students (e.g. FAQs) about the emergency financial aid grants upon disbursement? \*

Yes

No

## Emergency Financial Aid




7) Use the instructions noted in the Appendix to complete the following table

### Emergency Financial Aid Grants Awarded to Students (direct grants and amounts reimbursed)

< Number of Students Amount Disbursed - Section 18004(a)(1) Amount Disbursed - Section 18004(a)(2) >


#### Number of Eligible Students

7.1) How many students were eligible to receive HEERF emergency grants made available under section 18004 of the CARES Act  ?

7.1.1) All HEERF Emergency Financial Aid Grant eligible students

4,013

7.1.2) Undergraduates 

i) Full-time students 



Pell grant recipient

a) 1,701



Non-Pell grant recipient

b) 1,640

ii) Part-time students

Pell grant recipient

a) 117

Non-Pell grant recipient

b) 169

7.1.3) Graduates

i) Full-time students

ii) Part-time students

Full-time students

Part-time students

338


48


## Number of HEERF Student Recipients – Emergency Grants to Students (unduplicated)

7.2) How many students received emergency financial aid grants provided under Section 18004 of the CARES Act? (unduplicated across all HEERF sections)

7.2.1) All HEERF Emergency Financial Aid Grant eligible students

4,013

7.2.2) Undergraduates 

i) Full-time students 



Pell grant recipient

a) 1,701



Non-Pell grant recipient

b) 1,640

ii) Part-time students

Pell grant recipient

a) 117

Non-Pell grant recipient

b) 169

7.2.3) Graduates

i) Full-time students

ii) Part-time students

Full-time students

Part-time students

338

48



# Summary



The amounts displayed under the Summary section are auto-calculated based on the responses entered in the Number of HEERF Student Recipients and the HEERF Amount Disbursed questions

## HEERF Amount of Grants Disbursed

What was the amount of grants disbursed to students through all HEERF funds?

All HEERF Emergency Financial Aid Grant eligible students

\$2,691,065.00

Undergraduates

i) Full-time students



Pell grant recipient

a) \$1,362,506.00



Non-Pell grant recipient

b) \$940,996.00

ii) Part-time students

Pell grant recipient

a) \$93,760.00

Non-Pell grant recipient

b) \$85,050.00

Graduates

i) Full-time students

Full-time students

\$182,353.00

ii) Part-time students

Part-time students


\$26,400.00


## Average HEERF Amount Awarded

Among students who received HEERF emergency financial aid grants, what was the average award amount per student?

All HEERF Emergency Financial Aid Grant eligible students

\$670.59

Undergraduates 

i) Full-time students 



Pell grant recipient

a) \$801.00



Non-Pell grant recipient

b) \$573.78

ii) Part-time students

Pell grant recipient

a) \$801.37

Non-Pell grant recipient

b) \$503.25

Graduates

i) Full-time students

Full-time students

\$539.51

ii) Part-time students

Part-time students

\$550.00

## Funds Expended Categories




8) Provide the total amount of HEERF funds expended on the categories provided.

Please note that the CARES Act prohibits the use of funding for the provision of pre-enrollment recruitment activities; endowments; or capital outlays associated with facilities related to athletics, sectarian instruction, or religious worship. In addition, please note that this template is meant to serve as a guide, and therefore IHEs are not required to categorize amounts in every category listed but only those that IHEs found applicable to their unique circumstances. Lastly, reported numbers should be consistent with previously published quarterly funding reports (the sum of quarterly reports should equal the value of the annual report).

8.1) Providing additional emergency financial aid grants to students. 

Amount in (a)(1) institutional dollars	Amount in (a)(2) dollars, if applicable	Amount in (a)(3) dollars, if applicable
\$2,691,065	\$	\$


**Explanatory Note**

The amount entered here is the amount of emergency financial aid grants to students that matches the total in 7.3. This is the student portion of 18004 (a)(1), This amount was entered here in order for the 8.18 total to reflect total of all HEERF funds expended. 

8.2) Providing reimbursements for tuition, housing, room and board, or other fee refunds.

Amount in (a)(1) institutional dollars	Amount in (a)(2) dollars, if applicable	Amount in (a)(3) dollars, if applicable
\$2,691,065	\$	\$

**Explanatory Note**

The institutional portion was used to recover the costs of crediting students' accounts for the unused portion of room and meal plan costs as a result of SC Governor mandate to close on campus living/instruction in response to COVID-19 pandemic. 

8.3) Providing tuition discounts.

Amount in (a)(1) institutional dollars	Amount in (a)(2) dollars, if applicable	Amount in (a)(3) dollars, if applicable
<i>Not Applicable</i>	\$	\$

8.4) Covering the cost of providing additional technology hardware to students, such as laptops or tablets, or covering the added cost of technology fees.

Amount in (a)(1) institutional dollars	Amount in (a)(2) dollars, if applicable	Amount in (a)(3) dollars, if applicable
\$	\$	\$

8.5) Providing or subsidizing the costs of high-speed internet to students or faculty to transition to an online environment.

Amount in (a)(1) institutional dollars	Amount in (a)(2) dollars, if applicable	Amount in (a)(3) dollars, if applicable
\$	\$	\$

8.6) Subsidizing off-campus housing costs due to dormitory closures or decisions to limit housing to one student per room; subsidizing housing costs to reduce housing density; paying for hotels or other off-campus housing for students who need to be isolated; paying travel expenses for students who need to leave campus early due to coronavirus infections or campus interruptions.

Amount in (a)(1) institutional dollars	Amount in (a)(2) dollars, if applicable	Amount in (a)(3) dollars, if applicable
\$	\$	\$

8.7) Subsidizing food service to reduce density in eating facilities, to provide pre-packaged meals, or to add hours to food service operations to accommodate social distancing.

Amount in (a)(1) institutional dollars	Amount in (a)(2) dollars, if applicable	Amount in (a)(3) dollars, if applicable
\$	\$	\$

8.8) Costs related to operating additional class sections to enable social distancing, such as those for hiring more instructors and increasing campus hours of operations.

Amount in (a)(1) institutional dollars	Amount in (a)(2) dollars, if applicable	Amount in (a)(3) dollars, if applicable
\$	\$	\$

8.9) Campus safety and operations.




Amount in (a)(1) institutional dollars	Amount in (a)(2) dollars, if applicable	Amount in (a)(3) dollars, if applicable
\$	\$	\$

8.10) Purchasing, leasing, or renting additional instructional equipment and supplies (such as laboratory equipment or computers) to reduce the number of students sharing equipment or supplies during a single class period and to provide time for disinfection between uses.

Amount in (a)(1) institutional dollars	Amount in (a)(2) dollars, if applicable	Amount in (a)(3) dollars, if applicable
\$	\$	\$

8.11) Replacing lost revenue due to reduced enrollment.

Amount in (a)(1) institutional dollars	Amount in (a)(2) dollars, if applicable	Amount in (a)(3) dollars, if applicable
<i>Not Applicable</i>	\$	\$

8.12) Replacing lost revenue from non-tuition sources (i.e., cancelled ancillary events; disruption of food service, dorms, childcare or other facilities; cancellation of use of campus venues by other organizations, lost parking revenue, etc.). 

Amount in (a)(1) institutional dollars	Amount in (a)(2) dollars, if applicable	Amount in (a)(3) dollars, if applicable
<i>Not Applicable</i>	\$266,144	\$

#### Explanatory Note

Adjusted fees for disruption of food services and dorms for COVID-19 pandemic.

8.13) Purchasing faculty and staff training in online instruction; or paying additional funds to staff who are providing training in addition to their regular job responsibilities.


Amount in (a)(1) institutional dollars	Amount in (a)(2) dollars, if applicable	Amount in (a)(3) dollars, if applicable
\$	\$	\$

8.14) Purchasing, leasing, or renting additional equipment or software to enable distance learning, or upgrading campus wi-fi access or extending open networks to parking lots or public spaces, etc.

Amount in (a)(1) institutional dollars  
\$

Amount in (a)(2) dollars, if applicable  
\$


Amount in (a)(3) dollars, if applicable  
\$

8.15) Other Uses of (a)(1) Institutional Portion funds. 

Amount in (a)(1) institutional dollars  
\$

Amount in (a)(2) dollars, if applicable  
*Not Applicable*

Amount in (a)(3) dollars, if applicable  
*Not Applicable*

8.16) Other uses of (a)(2) or (a)(3) funds, if applicable. 

Amount in (a)(1) institutional dollars  
*Not Applicable*

Amount in (a)(2) dollars, if applicable  
\$

Amount in (a)(3) dollars, if applicable  
\$

8.17) Annual Expenditures for each Program

Amount in (a)(1) institutional dollars  
\$5,382,130.00

Amount in (a)(2) dollars, if applicable  
\$266,144.00

Amount in (a)(3) dollars, if applicable  
\$0.00

8.18) Total of Annual Expenditures

Total Expenditures  
\$5,648,274.00

## Students Who Received Funds

9) Provide the number of students who ever received HEERF grant funds in the reporting period and their enrollment status at the end reporting period

a) How many students received emergency financial aid grants through any of the HEERF funds? 4,013

- b) How many of the students who ever received HEERF Emergency Financial Aid Grants dropped out (withdrawal without a completion record or return to school since receiving funds)? 4
- c) How many of the students who ever received HEERF Emergency Financial Aid Grants are still enrolled at your institution? 3,029
- d) How many of the students who ever received HEERF Emergency Financial Aid Grants have completed their program of study at your institution? 984
- e) Withdrawal rate for students who received HEERF Emergency Financial Aid Grants 0.10%

## Full-Time Equivalent (FTE) Positions ^

10) Provide the number of full-time equivalent (FTE) positions as of the listed reporting dates.

*(The number of FTE positions includes all staff regardless of whether the position is funded by Federal, State, local, or other funds—including instructional and non-instructional staff and contractors—and equals the sum of the number of full-time positions plus the full-time equivalent of the number of part-time positions.)*

Full-time equivalent (FTE) positions as of September 30, 2018	Full-time equivalent (FTE) positions as of September 30, 2019	Full-time equivalent (FTE) positions as of March 13, 2020	Full-time equivalent (FTE) positions on the last day of the reporting period
824	817	808	777

Previous

Cancel

Submit

Export Data

End Notes v

